



Auto-Sleepers
MOTORHOMES OF EXCELLENCE

2017 Collection

Start Your Adventure With Auto-Sleepers

Life is full of adventure; whether you are someone who travels the world seeking the thrill of unique experiences or someone who relishes in the marvels of local captivations, adventure can be found around every corner.

Whatever your pursuits, don't settle for second best, with Auto-Sleepers you can take luxury wherever you go. So whatever you set your sights on, your next adventure starts here.





Contents

6	Peugeot Van Conversions
24	Peugeot Coachbuilts
40	Peugeot AL-KO Coachbuilts
50	Mercedes Coachbuilts
66	Coachbuilt Personalisation
68	Grade 3 Insulation
69	Chassis Features and Options
74	Habitation Climate Control
76	Service
77	Warranty
78	Weights & Dimensions



WHO ARE AUTO-SLEEPERS?

No Ordinary Company.
No Ordinary Motorhomes.

Auto-Sleepers has over 54 years experience in meeting the needs of customers who are looking for the best in British built motorhomes. Based at Willersey in the Cotswolds, we still take great pride in our hand craftsmanship and design expertise. Great time, care and effort go into the making of an Auto-Sleepers motorhome and it shows. The furniture, fittings and fitments are all of the highest quality, modern and stylish coupled with quality and innovation, all hand built to offer many years of pleasure. And because our designers use and live with our motorhomes, they know from experience what works and how to make the best use of every cubic centimetre of interior space. That's why so many of our customers keep coming back to us.

Safety First And Foremost

Being safe in your vehicle is paramount. All Auto-Sleepers models have obtained EC Whole Vehicle Type Approval. That is why the forward facing seating in Auto-Sleepers' conversions is tested to European seat belt anchorage standards. All models comply with British and European safety standards as independently verified by the National Caravan Council (NCC) and VCA.



Manufactured in England



Power With Economy

Auto-Sleepers' long standing relationship with Peugeot dates back to the 1980's when both the Talbot Express chassis and panel vans were the base vehicles of choice. Today, the Peugeot Boxer features driver and passenger airbags as standard for ultimate peace of mind. The Peugeot Boxer is characterised by its practicality, spaciousness, drivability and comfort and is packed with innovative features to make your touring more enjoyable. For those customers who require an automatic gearbox we can also offer the Fiat Ducato with the 150bhp engine and the Comfort-Matic gearbox as an optional extra.

Mercedes-Benz was the first name in motoring over a century ago. Their commitment to high engineering standards and safety mean that outstanding driving characteristics and innovations give you total peace of mind, allowing you to enjoy your leisure time to the full. Auto-Sleepers' craftsmanship and Mercedes-Benz engineering – an unbeatable combination.

The class leading Auto-Sleepers Motorhome range have a high specification befitting their flagship status and are built on the latest Euro 6 compliant range of Diesel engines, combining power with performance yet being environmentally friendly with low emissions.

Award-Winning Manufacturer

Auto-Sleepers have been building motorhomes of exceptional quality for over fifty years. Our motorhomes are hand built by experienced craftsmen combining practicality with internal and external design innovations. Never before have these qualities been better combined than in the latest Auto-Sleepers range. For those who aspire – arrive in style with an Auto-Sleeper.



PEERLESS AND REFINED

Peugeot Van Conversions

The flagship Auto-Sleeper Van Conversion range is undoubtedly the benchmark for every other panel van to be measured against.

For the ultimate recreational experience, rest assured that no other manufacturer comes close to matching an Auto-Sleeper for luxury, specification and refinement.

Models

7

Min Berth



Max. Berth





- A. 160bhp Peugeot Euro 6 engine
- B. Fiat Comfort-Matic 150bhp engine[#]
- C. Cab air conditioning, cruise control*, digital DAB radio, Bluetooth® & passenger air-bag
- D. Flush fitting, stylish and interior insulating athermally treated privacy glass
- E. Contrasting Verada Oak furniture
- F. 80W solar panel*
- G. TV aerial & longitudinal styling roof bars
- H. LED strip awning light
- I. Thule (Omnistor) awning*
- J. Truma Aventa roof air-conditioning with iNet for habitation climate control[#]
- K. Colour reversing camera*
- L. External TV socket
- M. External BBQ point
- N. Spare wheel and carrier with a remote tyre pressure valve
- O. AL-KO Air Top suspension*
- P. 25 Litre underfloor mounted LPG gas tank
- Q. Fully featured kitchens
- R. Designer 'Catalan' & 'Moonstone' fabrics
- S. Alloy wheels*
- T. LED daytime running lights
- U. Front fog lights[#]



Next Generation Technology
2017 Auto-Sleepers meet
Euro 6 standards for
exhaust emissions



Optional Fiat Ducato 150bhp
Comfort-matic gearbox
available on all Auto-Sleeper
2017 Peugeot models.



All our Van Conversions
feature Grade III
Classification for heating and
thermal insulation.



*Premium Pack #Optional

COMPACT VERSATILITY

Symbol

The iconic Auto-Sleeper Symbol is sleek, compact, and offers full versatility, promising to cope with both short and extended getaways. The MWB chassis is super-agile yet the Symbol does not compromise in space or layout due to the innovative interior design.



Rear travel seat



3



2

Key Features

- Smallest Peugeot model available with single beds option
- 25 litre underfloor mounted LPG gas tank
- AL-KO Air-Top & Twin Leaf rear suspension*
- Thule (Omnistor) canopy awning*
- Reversing camera with Bluetooth® feed to Caravan Club approved Garmin SAT NAV*
- Athermic flush fitting & insulating privacy glass
- Alloy wheels* plus spare wheel & carrier
- 4 exterior colours including 3 metallic finishes
- Colour-coded front bumper and door handles**
- 80W solar panel*
- External BBQ socket
- Fully featured kitchens with worktop extensions
- Truma Comfort air-conditioning#
- Turbo Diesel 160bhp Peugeot engine as standard
- Optional Fiat Ducato 150bhp Comfort-Matic engine#

Specification

- Vehicle Height (incl TV aerial) - 2640mm
- MTPLM - 3300kg
- MIRO - 2815kg
- Maximum User Payload - 485kg
- Essential Habitation Equipment - 10kg
- Fresh Water Tank - 69ltrs
- Waste Water Tank - 40ltrs

Vehicle Layout



5413mm

2508mm

Sleeping Options



* Premium Pack #Optional **Bumper only on Fiat Ducato chassis



COMMODIOUS COMFORT

Stanway

The Stanway is an open and practical layout that perfectly emulates the feeling of space evident in larger van conversions.

A flexible interior design with a well appointed rear corner kitchen, complete with its own coffee maker, sits alongside a corner washroom and dual functionality in the lounge with additional travelling seats included ensures there are no compromises when it comes to touring in true comfort.



Key Features

- Spacious front dinette with 2 forward facing travel seats
- 25 litre underfloor mounted LPG gas tank
- AL-KO Air-Top & Twin Leaf rear suspension*
- Thule (Omnistor) canopy awning*
- Reversing camera with Bluetooth® feed to Caravan Club approved Garmin SAT NAV*
- Athermic flush fitting & insulating privacy glass
- Alloy wheels* plus spare wheel & carrier
- 4 exterior colours including 3 metallic finishes
- Colour-coded front bumper and door handles##
- 80W solar panel*
- External BBQ socket
- Fully featured kitchens with worktop extensions
- Truma Comfort air-conditioning#
- Turbo Diesel 160bhp Peugeot engine as standard
- Optional Fiat Ducato 150bhp Comfort-Matic engine#

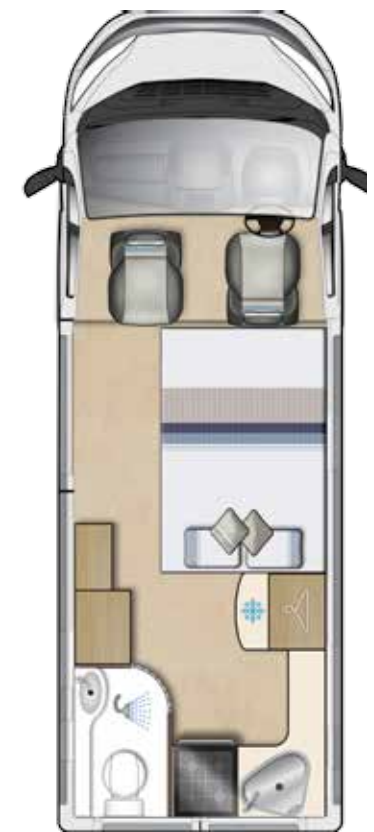
Specification

- Vehicle Height (incl TV aerial) - 2640mm
- MTPLM - 3500kg
- MIRO - 2938kg
- Maximum User Payload - 562kg
- Essential Habitation Equipment - 10kg
- Fresh Water Tank - 69ltrs
- Waste Water Tank - 40ltrs

Vehicle Layout



Sleeping Options



* Premium Pack #Optional ##Bumper only on Fiat Ducato chassis



THE COUPLES' CHOICE

Warwick Duo

The Warwick Duo has long been Auto-Sleepers' top selling 2-berth end lounge panel van, thanks in part to the innovative and stylish design features. One can relax in spacious comfort throughout the day and then take full advantage of the variety of sleeping positions offered which makes it perfect for both couples or other small parties.



Key Features

- Spacious rear lounge with full size single beds or double bed
- 25 litre underfloor mounted LPG gas tank
- AL-KO Air-Top & Twin Leaf rear suspension*
- Thule (Omnistor) canopy awning*
- Reversing camera with Bluetooth® feed to Caravan Club approved Garmin SAT NAV*
- Athermic flush fitting & insulating privacy glass
- Alloy wheels* plus spare wheel & carrier
- 4 Exterior colours including 3 metallic finishes
- Colour-coded front bumper and door handles**
- 80W solar panel*
- External BBQ socket
- Fully featured kitchens with worktop extensions
- Truma Comfort air-conditioning#
- Turbo Diesel 160bhp Peugeot engine as standard
- Optional Fiat Ducato 150bhp Comfort-Matic engine#

Specification

- Vehicle Height (incl TV aerial) - 2640mm
- MTPLM - 3500kg
- MIRO - 2857kg
- Maximum User Payload - 643kg
- Essential Habitation Equipment - 10kg
- Fresh Water Tank - 69ltrs
- Waste Water Tank - 40ltrs

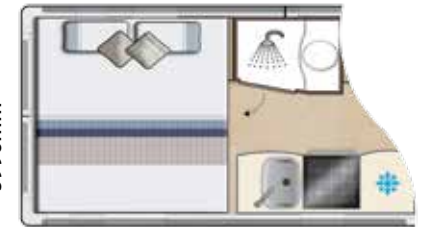
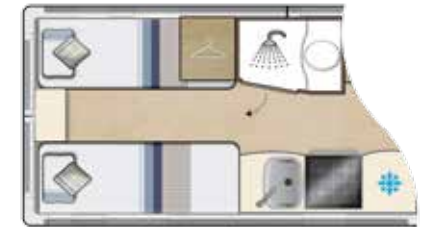
Vehicle Layout



2508mm

5998mm

Sleeping Options



Alternative single seat option available



* Premium Pack #Optional **Bumper only on Fiat Ducato chassis



THE PERFECT 2+2

Fairford

The latest addition to the iconic Auto-Sleepers van conversion line up the all-new Fairford. Based on the extra long wheel based Peugeot Boxer the Fairford offers spacious luxury throughout to deliver maximum flexibility in use.



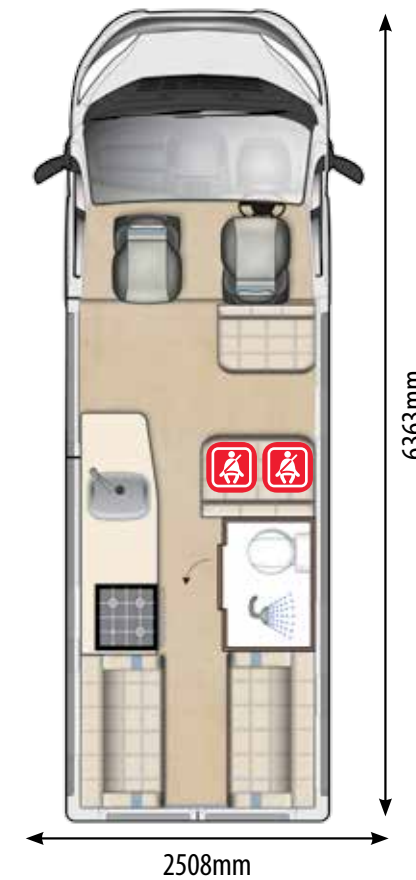
Key Features

- Luxurious front and rear lounge model offering total flexibility
- 25 litre underfloor mounted LPG gas tank
- AL-KO Air-Top & Twin Leaf rear suspension*
- Thule (Omnistor) canopy awning*
- Reversing camera with Bluetooth® feed to Caravan Club approved Garmin SAT NAV*
- Athermic flush fitting & insulating privacy glass
- Alloy wheels* plus spare wheel & carrier
- 4 exterior colours including 3 metallic finishes
- Colour-coded front bumper and door handles**
- 80W solar panel*
- External BBQ socket
- Fully featured kitchens with worktop extensions
- Truma Comfort air-conditioning#
- Turbo Diesel 160bhp Peugeot engine as standard
- Optional Fiat Ducato 150bhp Comfort-Matic engine#

Specification

- Vehicle Height (incl TV aerial) - 2640mm
- MTPLM - 3500kg
- MIRO - 3076kg
- Maximum User Payload - 424kg
- Essential Habitation Equipment - 10kg
- Fresh Water Tank - 69ltrs
- Waste Water Tank - 40ltrs

Vehicle Layout



Sleeping Options



* Premium Pack #Optional **Bumper only on Fiat Ducato chassis



CLASSIC ENSUITE

Kemerton XL

Offering everything one could ever need in a van conversion and designed to offer you the very best in luxurious living, with a full width bathroom and a fully appointed kitchen and spacious lounge area, the Kemerton XL truly boasts a specification second to none.



Rear travel seat



3



2



Key Features

- Full width washroom with separate shower
- 25 litre underfloor mounted LPG gas tank
- AL-KO Air-Top & Twin Leaf rear suspension*
- Thule (Omnistor) canopy awning*
- Reversing camera with Bluetooth® feed to Caravan Club approved Garmin SAT NAV*
- Athermic flush fitting & insulating privacy glass
- Alloy wheels* plus spare wheel & carrier
- 4 exterior colours including 3 metallic finishes
- Colour-coded front bumper and door handles**
- 80W solar panel*
- External BBQ socket
- Fully featured kitchens with worktop extensions
- Truma Comfort air-conditioning#
- Turbo Diesel 160bhp Peugeot engine as standard
- Optional Fiat Ducato 150bhp Comfort-Matic engine#

Specification

- Vehicle Height (incl TV aerial) - 2640mm
- MTPLM - 3500kg
- MIRO - 3054kg
- Maximum User Payload - 446kg
- Essential Habitation Equipment - 10kg
- Fresh Water Tank - 69ltrs
- Waste Water Tank - 40ltrs



Vehicle Layout



6363mm

2508mm

Sleeping Options



* Premium Pack #Optional **Bumper only on Fiat Ducato chassis



KING OF THE ROAD

Kingham

Offering majestic luxury; The Kingham raises the bar to new heights with a fixed double bed that can slide back to lift the rear section to provide backrest support along with a fully featured kitchen and swivelling cab seats at the front that combine to truly make the Kingham a luxurious 2-berth motorhome.



Key Features

- Luxurious double fixed bed
- 25 litre underfloor mounted LPG gas tank
- AL-KO Air-Top & Twin Leaf rear suspension*
- Thule (Omnistor) canopy awning*
- Reversing camera with Bluetooth® feed to Caravan Club approved Garmin SAT NAV*
- Athermic flush fitting & insulating privacy glass
- Alloy wheels* plus spare wheel & carrier
- 4 exterior colours including 3 metallic finishes
- Colour-coded front bumper and door handles**
- 80W solar panel*
- External BBQ socket
- Fully featured kitchens with worktop extensions
- Truma Comfort air-conditioning#
- Turbo Diesel 160bhp Peugeot engine as standard
- Optional Fiat Ducato 150bhp Comfort-Matic engine#

Specification

- Vehicle Height (incl TV aerial) - 2640mm
- MTPLM - 3500kg
- MIRO - 3067kg
- Maximum User Payload - 433kg
- Essential Habitation Equipment - 10kg
- Fresh Water Tank - 69ltrs
- Waste Water Tank - 40ltrs

Vehicle Layout



6363mm

2508mm



* Premium Pack #Optional **Bumper only on Fiat Ducato chassis



ERGONOMICALLY STUNNING

Warwick XL

The Warwick XL builds on the concept of the ever-popular Warwick Duo providing a huge rear lounge which converts quickly into full-length single beds, or an exceedingly comfortable double bed. Alongside is a spacious bathroom with a fully separate shower and a large fully appointed kitchen on the nearside to provide truly open-plan accommodation ideal for both short breaks and long term touring.



Key Features

- Spacious lounge with full size single beds
- 25 litre underfloor mounted LPG gas tank
- AL-KO Air-Top & Twin Leaf rear suspension*
- Thule (Omnistor) canopy awning*
- Reversing camera with Bluetooth® feed to Caravan Club approved Garmin SAT NAV*
- Athermic flush fitting & insulating privacy glass
- Alloy wheels* plus spare wheel & carrier
- 4 exterior colours including 3 metallic finishes
- Colour-coded front bumper and door handles**
- 80W solar panel*
- External BBQ socket
- Fully featured kitchens with worktop extensions
- Truma Comfort air-conditioning#
- Turbo Diesel 160bhp Peugeot engine as standard
- Optional Fiat Ducato 150bhp Comfort-Matic engine#

Specification

- Vehicle Height (incl TV aerial) - 2640mm
- MTPLM - 3500kg
- MIRO - 3031kg
- Maximum User Payload - 469kg
- Essential Habitation Equipment - 10kg
- Fresh Water Tank - 69ltrs
- Waste Water Tank - 40ltrs

Vehicle Layout



Sleeping Options



* Premium Pack #Optional **Bumper only on Fiat Ducato chassis



Specification

NEXT GENERATION ENGINES AS STANDARD

Auto-Sleepers 2017 Peugeot range motorhomes are fitted with Peugeot's next generation BlueHDi 2.0L engines. BlueHDi is the name given to Peugeot's latest generation of fuel and environmentally efficient Diesel engines.

Generated from a world-famous diesel heritage and innovative, automotive engineering excellence, BlueHDi complies with Euro 6 emission standards to deliver a driving experience rich in power and performance but with exceptional fuel economy and CO₂ emissions.

BlueHDi engines meet Euro 6 standards thanks to Selective Catalytic Reduction (SCR) and Particle Filtration processes. A three stage cleansing process specifically targets the pollutants of diesel combustion, removing hydrocarbons and carbon monoxide, reducing nitrogen oxides by up to 90% and eliminating 99.9% of particulates:

- **Stage One** - the oxidation catalytic converter eliminates the HC and the CO₂, transforming them into water (H₂O) and carbon dioxide (CO₂)
- **Stage Two** - the SCR (Selective Catalytic Reduction) transforms the nitrogen oxides (NO_x) into water and nitrogen (N₂), which is the main constituent of air (78%), due to the addition of AdBlue® (mixture of urea and water)
- **Stage Three** - the Particulate Emission Filter eliminates 99.9% of the particulates by number

BlueHDi delivers the cleanest diesel engine possible and exceptional fuel economy



PEACE OF MIND ON THE ROAD

Standard safety features include:

ESP - electronic stability program, ABS - Anti-lock Braking System with EBA - Emergency Braking Assistance, EBF - Electronic Brake Force Distribution, disc brakes, passenger and driver's airbags, fuel supply safety cut off, driver's seat belt indicator and safety auto-reverse

Underfloor Mounted LPG Tank

All 2017 Auto-Sleeper Peugeot Van Conversions have a 25 litre underfloor mounted LPG gas tank installed, offering hassle free practicality with numerous benefits including -

- Readily available from 1000's of petrol stations throughout Great Britain and Europe.
- Convenience personified, refilling them is as easy as filling the fuel tank
- No heavy bottles to lift, carry or manhandle
- No middle of the night change overs required
- Economical to use at approximately half the cost of cylinders, cost per litre typically only 60p
- Interior space saving, the tank is externally mounted to the underside of the Motorhome
- Easy read LED tank gauge and an Auto-Stop feature to prevent any chance of overfilling
- Reliable and safety proven, extensively tested for peace of mind and fully approved under European Whole Vehicle Type Approval Legislation.



Athermic Windows

Auto-Sleepers' Peugeot van conversions feature factory bonded athermic windows.

These windows provide a stylish and practical solution that reflects heat in both directions, provides insulation for year round use, offers improved security and are tinted for maximum privacy.



AL-KO Air-Top Suspension

The AL-KO Air-Top system is fitted as a proven performance enhancing upgrade to Peugeot's own twin leaf rear axle suspension.

The system increases roll and road holding stability and provides significantly improved driving comfort even under full load.

The dual circuit system is entirely maintenance free and can be used independently on each rear wheel to assist levelling out uneven loading whilst travelling and/or onsite when parking on uneven ground.



Base Vehicle Specification

- Peugeot Twin Leaf rear suspension and AL-KO dual Air-Top suspension system installed*
- Turbo Diesel 160bhp Euro 6 manual engine
- ESP, ABS brakes with EBA, EBFD as standard
- Optional Fiat Ducato 150bhp Comfort-Matic Engine[†]
- Alloy wheels*
- Cruise control*
- Cab air conditioning*
- Leather steering wheel and gear knob*
- Battery Isolator on ignition
- Bluetooth[®] hands free connectivity and steering wheel controls
- USB and Auxiliary input sockets
- Digital DAB radio with Bluetooth[®] connectivity
- Single key central locking for cab and habitation door
- Driver and passenger airbags
- Driver and passenger seat armrest
- Power assisted steering
- Electrically heated and adjustable door mirrors
- Electric cab windows
- 12v socket
- UV filtering tinted glass
- Spare wheel & carrier with remote tyre pressure valve
- LED daytime running lights
- Rear fog lights
- Front fog lights[‡]

Exterior General

- Four body colours to choose from including 3 metallic paint colours
- Colour co-ordinated front bumper and door handles^{##}
- Athermically treated privacy glass with concertina blinds & flyscreen's
- Space saving 25 litre under floor mounted LPG gas tank fitted with LED level gauge
- Reversing camera with Bluetooth[®] feed to Caravan Club approved Garmin SAT NAV*
- 80W solar panel*
- LED strip awning light
- Multi directional TV aerial
- Thule (Omnistor) roof mounted canopy awning*
- External TV socket
- External gas BBQ point
- External 230v mains socket
- Styling longitudinal roof bars
- Electric slide-out entrance step with auto retract on engine start

Interior General

- Luxurious Verada Oak furniture with chrome fixtures and fittings
- Panoramic opening rooflight
- Privacy blinds & flyscreen's to all opening windows
- Choice of six Belgium chenille fabrics providing luxurious interior soft furnishings
- High quality Reflex[™] foam upholstery
- Memory foam mattress**
- Removable interior carpets including the cab
- LED spotlights and roof lighting with a power saving of up to 70%
- Scatter cushions
- Fire extinguisher
- Swivel cab seats on all front lounge models
- Gas strut assisted bed tops and drop down access door to under seat storage space
- Swivel Passenger seat (Warwick XL)
- Over-cab storage compartment
- Spacious wardrobe
- Range of high & low level storage lockers
- Cocktail cabinet with crystal wine glasses
- Smoke and carbon monoxide alarms
- Freestanding and/or single leg tables
- Low level LED lighting in the elevated cab step fascia

Electrics and Plumbing

- LCD control panel
- Split charged 105 amp hour Leisure battery
- Four 230v sockets & two 12v sockets
- Drive Safe Regulator
- Electric mains hook up lead
- Submersible water pump
- Truma dual fuel Combi blown air central heating and water heater
- Truma Comfort air-conditioning[‡]
- 69 litre fresh water tank
- 40 litre waste tank
- Large bore waste pipe work for efficient drainage

Kitchen

- Spacious and fully equipped with additional work surface
- Hob with 3 burner hob plus electronic ignition oven and grill
- 230v microwave oven
- 12 volt extractor fan with down-lighters
- Cutlery drawer
- 3 way large refrigerator with freezer compartment
- Kitchen centre sink incorporating draining board and cutlery drying rack
- Kitchen roll holder
- Melamine crockery set & cooler bag

Bathroom

- Combined shower and toilet compartment with integrated washbasin
- Vanity cupboard/storage
- Separate shower cubicle with extractor fan (Kemerton XL and Warwick XL)
- Storage cupboard
- Electric flush cassette toilet with separate header tank (model specific)
- Chrome fixtures and fittings
- Anti slip shower mat
- Ducted blown air outlet
- LED lighting
- Roof vent with flyscreen

UPGRADES

Premium Pack

- Alloy wheels
- AL-KO dual Air-Top suspension system
- Cab air conditioning
- Thule (Omnistor) canopy awning
- Colour reversing camera and Garmin SAT NAV

- Cruise control
- 80W solar panel
- Leather steering wheel and gear knob

Winter Pack

- Concertina cab blinds in lieu of cab curtains
- Fresh & waste water tank heater blanket
- Truma Combi heater upgrade
- Wheel arch insulation blankets

Media Pack

- Maxview VuQube II Automatic Satellite System
- Twin LNB to support 2 receivers
- Fully Automatic Tuning
- Receives transmissions from Astra 1, Astra 2, Astra 3 and Hotbird
- Compatible with any SD/HD Free to air satellite receivers

Choice Of Colours

Peugeot van conversions are available in a choice of 4 colours.



*Premium pack **Fixed bed Models only †Optional ‡Bumper only on Fiat Ducato chassis

UNRIVALLED LUXURY

Peugeot Coachbuilts

Peugeot is a popular choice amongst Auto-Sleeper customers and not without good reason. Our relationship with Peugeot is longstanding, harking back to when some of our first ever models were based on the Commer chassis, now part of Peugeot. Auto-Sleeper offers both low profile and highline Coachbuilt models with a choice of Short, Medium, and Long wheel base chassis all of which feature car like drivability.

Models


6

Min Berth



Max. Berth





- A. 160bhp Peugeot Euro 6 engine
- B. Fiat Comfort-Matic 150bhp engine*
- C. Cab air conditioning, cruise control*, digital DAB radio, Bluetooth* & passenger air-bag
- D. Wing mirror aerial
- E. Luxury Valencia furniture or Amarti furniture

- F. Wind-up opening skyview window & panoramic roof-light**
- G. Designer 'Catalan' & 'Moonstone' fabrics
- H. 80W solar panel*
- I. Thule (Omnistor) canopy awning*
- J. Full scratch and impact resistant GRP body with Platinum sides
- K. Full spectrum reversing camera*
- L. Fully featured kitchens

- M. Safe, fire extinguisher, crockery set & crystal glasses
- N. Hartal exterior door c/w sliding door flyscreen
- O. External BBQ & 230v mains socket
- P. Rear corner steadies
- Q. Spare wheel and carrier with a remote tyre pressure valve
- R. Rear mud flaps

- S. Spacious en-suite washroom facilities
- T. Large skirt storage locker, underfloor mounted for space saving
- U. 25 litre under-floor mounted LPG gas tank
- V. Alloy wheels*
- W. Front fog lights*
- X. Colour coded bumpers



*Premium Pack **Low Profile roof only #Optional

PETITE YET SPACIOUS

Nuevo EK

The most compact of motorhomes at 5.71m, which belies the space available inside this iconic model. The EK now boasts its best ever specification and with the inclusion of a space saving and economical LPG gas tank our designers have massively increased internal and external storage space to boot. Quite simply the best just got even better.



Optional rear travel seats



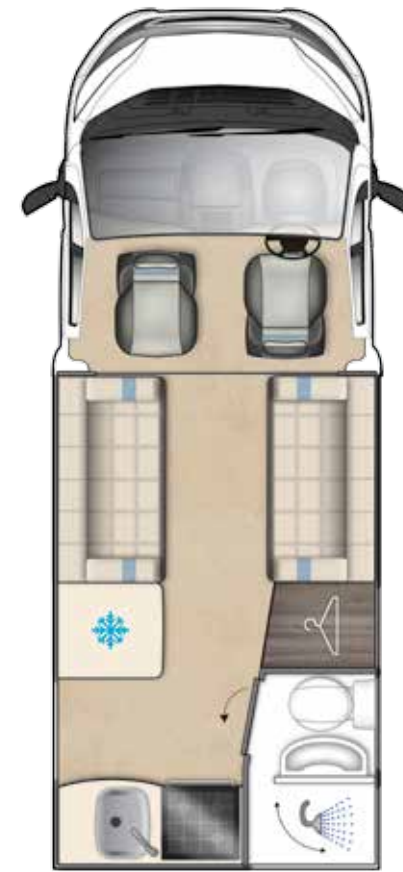
Key Features

- Iconic model with single beds and ever popular end kitchen, under 6m
- 25 litre underfloor mounted LPG gas tank
- 80W solar panel*
- External skirt storage locker
- GRP body with scratch & impact resistant platinum sides
- Hartal exterior door c/w sliding door flyscreen
- Opening skyview window (LP only)
- Panoramic wind-up roof-light
- Thule (Omnistor) canopy awning*
- Reversing camera with Bluetooth® feed to Caravan Club approved Garmin SAT NAV*
- Alloy wheels* with spare wheel & carrier
- Leather steering wheel and gear knob*
- External BBQ & 230v mains sockets
- Safe, fire extinguisher, crockery set & crystal glasses
- USB ports
- Turbo Diesel 160bhp Peugeot Euro 6 engine as standard
- Optional Fiat Ducato 150bhp Comfort-Matic Engine[†]

Specification

- Vehicle Height (incl TV aerial) - 2875mm
- MTPLM - 3500kg
- MIRO - 2824kg
- Maximum User Payload - 676kg
- Essential Habitation Equipment - 17kg
- Fresh Water Tank - 102ltrs
- Waste Water Tank - 71ltrs

Vehicle Layout



2690mm

5712mm

Sleeping Options



* Premium Pack #Optional



A BIJOU RESIDENCE

Nuevo ES

The most compact of motorhomes at 5.71m, which belies the space available inside this iconic model. The ES now boasts its best ever specification and with the inclusion of a space saving and economical LPG gas tank our designers have massively increased internal and external storage space to boot. Quite simply the best just got even better.



Key Features

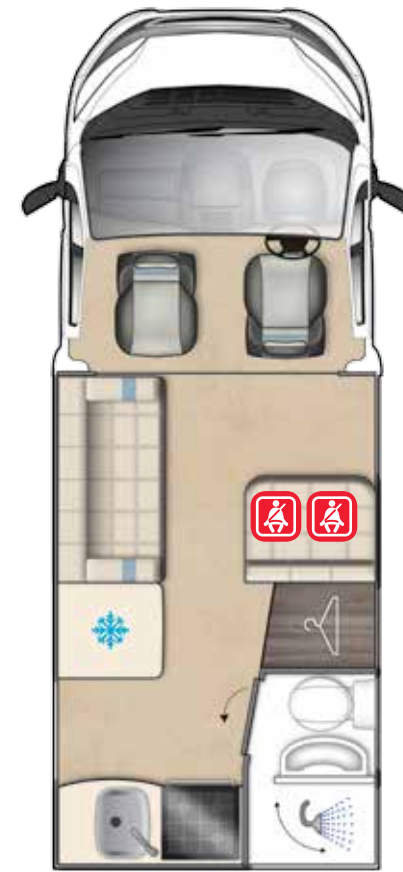
- Iconic model, under 6m, rear travel seats, single beds and spacious end kitchen
- 25 litre underfloor mounted LPG gas tank
- 80W solar panel*
- External skirt storage locker
- GRP body with scratch & impact resistant platinum sides
- Hartal exterior door c/w sliding door flyscreen
- Opening skyview window (LP only)
- Panoramic wind-up roof-light
- Thule (Omnistor) canopy awning*
- Reversing camera with Bluetooth® feed to Caravan Club approved Garmin SAT NAV*
- Alloy wheels* with spare wheel & carrier
- Leather steering wheel and gear knob*
- External BBQ & 230v mains sockets
- Safe, fire extinguisher, crockery set & crystal glasses
- USB ports
- Turbo Diesel 160bhp Peugeot Euro 6 engine as standard
- Optional Fiat Ducato 150bhp Comfort-Matic Engine[†]

Specification

- Vehicle Height (incl TV aerial) - 3005mm
- MTPLM - 3500kg
- MIRO - 2936kg
- Maximum User Payload - 564kg
- Essential Habitation Equipment - 17kg
- Fresh Water Tank - 102ltrs
- Waste Water Tank - 71ltrs



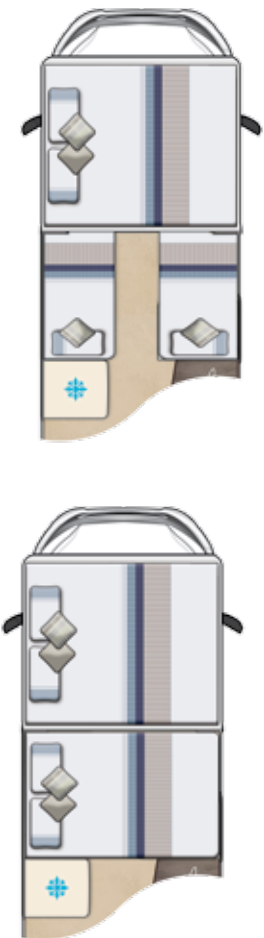
Vehicle Layout



2690mm

5712mm

Sleeping Options



* Premium Pack † Optional



ICONIC COMFORT FOR TWO

Broadway EK TB LP

The EK TB LP builds on the popularity of the Nuevo EK to deliver a truly spacious and comfortable model. A front lounge end kitchen model, the EK TB LP delivers on every front with a huge lounge, which converts quickly at night to provide a choice between full-length singles or a truly luxurious double bed.



Optional rear travel seats



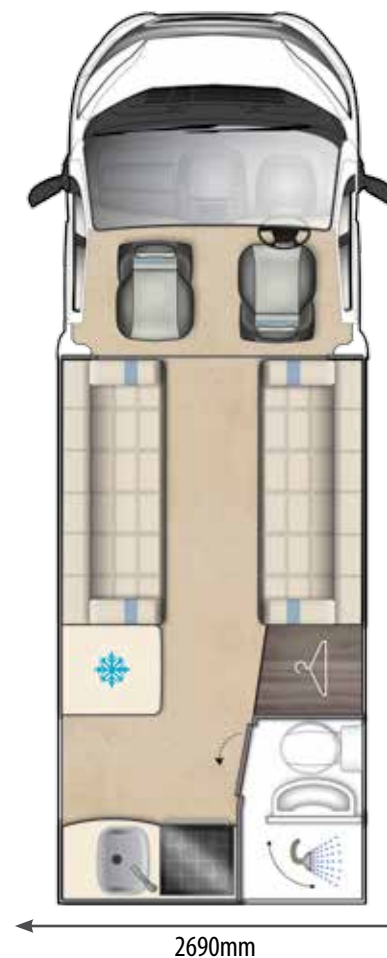
Key Features

- Full single beds, swingwall washroom, end kitchen
- 25 litre underfloor mounted LPG gas tank
- 80W solar panel*
- External skirt storage locker
- GRP body with scratch & impact resistant platinum sides
- Hartal exterior door c/w sliding door flyscreen
- Opening skyview window (LP only)
- Panoramic wind-up roof-light
- Thule (Omnistor) canopy awning*
- Reversing camera with Bluetooth® feed to Caravan Club approved Garmin SAT NAV*
- Alloy wheels* with spare wheel & carrier
- Leather steering wheel and gear knob*
- External BBQ & 230v mains sockets
- Safe, fire extinguisher, crockery set & crystal glasses
- USB ports
- Turbo Diesel 160bhp Peugeot Euro 6 engine as standard
- Optional Fiat Ducato 150bhp Comfort-Matic Engine[†]

Specification

- Vehicle Height (incl TV aerial) - 2970mm
- MTPLM - 3500kg
- MIRO - 2969kg
- Maximum User Payload - 531kg
- Essential Habitation Equipment - 17kg
- Fresh Water Tank - 102ltrs
- Waste Water Tank - 71ltrs

Vehicle Layout



Sleeping Options



* Premium Pack †Optional



PRESTIGIOUS COMFORT

Broadway EB

Epitomising pampered touring, the perfectly proportioned EB combines a superb feature washroom with a spacious lounge and kitchen without sacrificing practicality. The EB retains all the functionality and Maneuverability of a medium wheel base chassis, delivering total freedom to explore comfortably.



Optional rear travel seats



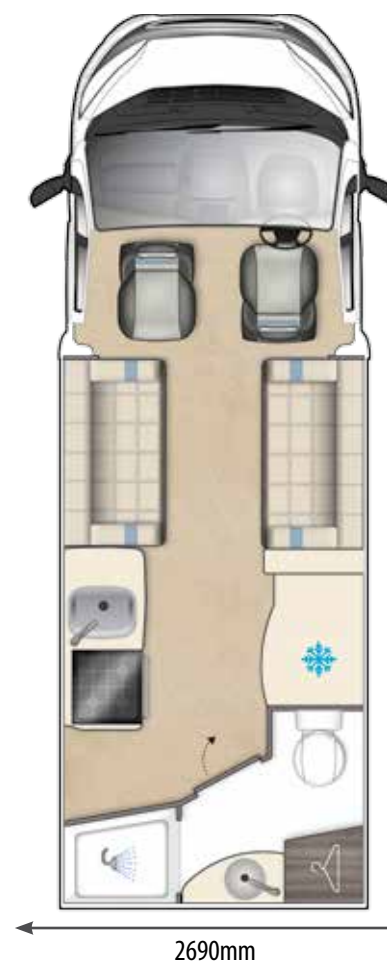
Key Features

- Front lounge, feature kitchen, luxury rear bathroom
- 25 litre underfloor mounted LPG gas tank
- 80W solar panel*
- External skirt storage locker
- GRP body with scratch & impact resistant platinum sides
- Hartal exterior door c/w sliding door flyscreen
- Opening skyview window (LP only)
- Panoramic wind-up roof-light
- Thule (Omnistor) canopy awning*
- Reversing camera with Bluetooth® feed to Caravan Club approved Garmin SAT NAV*
- Alloy wheels* with spare wheel & carrier
- Leather steering wheel and gear knob*
- External BBQ & 230v mains sockets
- Safe, fire extinguisher, crockery set & crystal glasses
- USB ports
- Turbo Diesel 160bhp Peugeot Euro 6 engine as standard
- Optional Fiat Ducato 150bhp Comfort-Matic Engine[†]

Specification

- Vehicle Height (incl TV aerial) - 2970mm
- MTPLM - 3500kg
- MIRO - 2981kg
- Maximum User Payload - 519kg
- Essential Habitation Equipment - 17kg
- Fresh Water Tank - 102ltrs
- Waste Water Tank - 71ltrs

Vehicle Layout



Sleeping Options



* Premium Pack #Optional



FLEXIBLE FAMILY LUXURY

Broadway EK

The family friendly EK builds on the strengths of the EK TB LP, adding the flexibility of 2 travelling seats in the rear which allows for safe travelling for up-to 4 people in this perennially popular model. The bathroom offers ingenious space saving functionality whilst the fully appointed kitchen accommodates all of your culinary needs.



Key Features

- Family friendly, 2 rear travel seats & beds for up to 4 people
- 25 litre underfloor mounted LPG gas tank
- 80W solar panel*
- External skirt storage locker
- GRP body with scratch & impact resistant platinum sides
- Hartal exterior door c/w sliding door flyscreen
- Opening skyview window (LP only)
- Panoramic wind-up roof-light
- Thule (Omnistor) canopy awning*
- Reversing camera with Bluetooth® feed to Caravan Club approved Garmin SAT NAV*
- Alloy wheels* with spare wheel & carrier
- Leather steering wheel and gear knob*
- External BBQ & 230v mains sockets
- Safe, fire extinguisher, crockery set & crystal glasses
- USB ports
- Turbo Diesel 160bhp Peugeot Euro 6 engine as standard
- Optional Fiat Ducato 150bhp Comfort-Matic Engine[†]

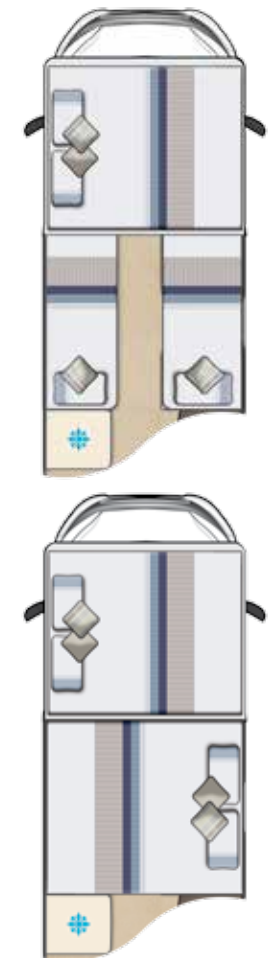
Specification

- Vehicle Height (incl TV aerial) - 3005mm
- MTPLM - 3500kg
- MIRO - 3081kg
- Maximum User Payload - 419kg
- Essential Habitation Equipment - 17kg
- Fresh Water Tank - 102ltrs
- Waste Water Tank - 71ltrs

Vehicle Layout



Sleeping Options



* Premium Pack [†]Optional



CLASSIC FRENCH BED

Broadway FB

Fixed French bed model on a 3500kg chassis which retains the absolute luxury Auto-Sleepers are renowned for. A generously proportioned front lounge blends through a fully featured kitchen into a luxurious feature bedroom. The FB also contains a spacious side washroom, which boasts a separate shower, all delivered across a flat level floor for full practicality.



Key Features

- French bed, luxury kitchen and separate shower
- 25 litre underfloor mounted LPG gas tank
- 80W solar panel*
- External skirt storage locker
- GRP body with scratch & impact resistant platinum sides
- Hartal exterior door c/w sliding door flyscreen
- Opening skyview window (LP only)
- Panoramic wind-up roof-light
- Thule (Omnistor) canopy awning*
- Reversing camera with Bluetooth® feed to Caravan Club approved Garmin SAT NAV*
- Alloy wheels* with spare wheel & carrier
- Leather steering wheel and gear knob*
- External BBQ & 230v mains sockets
- Safe, fire extinguisher, crockery set & crystal glasses
- USB ports
- Turbo Diesel 160bhp Peugeot Euro 6 engine as standard
- Optional Fiat Ducato 150bhp Comfort-Matic Engine[†]

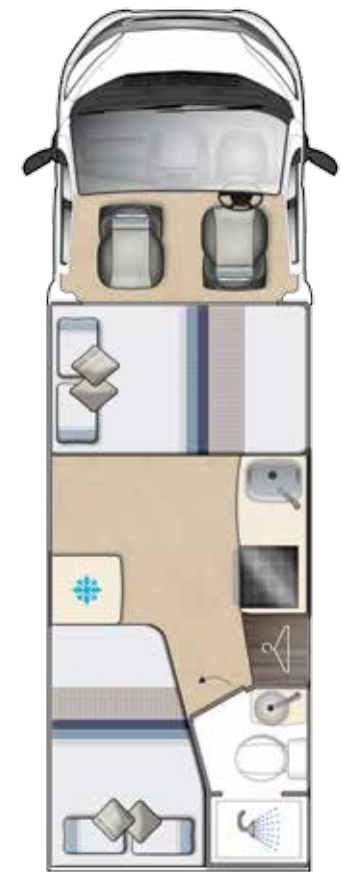
Specification

- Vehicle Height (incl TV aerial) - 2930mm
- MTPLM - 3500kg
- MIRO - 3112kg
- Maximum User Payload - 388kg
- Essential Habitation Equipment - 25kg
- Fresh Water Tank - 102ltrs
- Waste Water Tank - 91ltrs


Vehicle Layout



Sleeping Options



* Premium Pack †Optional



Specification

NEXT GENERATION ENGINES AS STANDARD

Auto-Sleepers 2017 Peugeot range motorhomes are fitted with Peugeot's next generation BlueHDi 2.0L engines. BlueHDi is the name given to Peugeot's latest generation of fuel and environmentally efficient Diesel engines.

Generated from a world-famous diesel heritage and innovative, automotive engineering excellence, BlueHDi complies with Euro 6 emission standards to deliver a driving experience rich in power and performance but with exceptional fuel economy and CO₂ emissions.

BlueHDi engines meet Euro 6 standards thanks to Selective Catalytic Reduction (SCR) and Particle Filtration processes. A three stage cleansing process specifically targets the pollutants of diesel combustion, removing hydrocarbons and carbon monoxide, reducing nitrogen oxides by up to 90% and eliminating 99.9% of particulates:

- **Stage One** - the oxidation catalytic converter eliminates the HC and the CO₂, transforming them into water (H₂O) and carbon dioxide (CO₂)
- **Stage Two** - the SCR (Selective Catalytic Reduction) transforms the nitrogen oxides (NO_x) into water and nitrogen (N₂), which is the main constituent of air (78%), due to the addition of AdBlue® (mixture of urea and water)
- **Stage Three** - the Particulate Emission Filter eliminates 99.9% of the particulates by number

BlueHDi delivers the cleanest diesel engine possible and exceptional fuel economy



PEACE OF MIND ON THE ROAD

Standard safety features include:

ESP - electronic stability program, ABS - Anti-lock Braking System with EBA - Emergency Braking Assistance, EBF - Electronic Brake Force Distribution, disc brakes, passenger and driver's airbags, fuel supply safety cut off, driver's seat belt indicator and safety auto-reverse

Underfloor Mounted LPG Tank

All 2017 Auto-Sleeper Peugeot Coachbuilts have a 25 litre underfloor mounted LPG gas tank installed, offering hassle free practicality with numerous benefits including -


- Readily available from 1000's of petrol stations throughout Great Britain and Europe.
- Convenience personified, refilling them is as easy as filling the fuel tank
- No heavy bottles to lift, carry or manhandle
- No middle of the night change overs required
- Economical to use at approximately half the cost of cylinders, cost per litre typically only 60p
- Interior space saving, the tank is externally mounted to the underside of the Motorhome
- Easy read LED tank gauge and an Auto-Stop feature to prevent any chance of overfilling
- Reliable and safety proven, extensively tested for peace of mind and fully approved under European Whole Vehicle Type Approval Legislation.



Cab Features



Bluetooth® Connectivity & Steering Wheel Controls



Cruise Control



Cab Air Conditioning



Digital DAB radio with Bluetooth® connectivity



6 Speed Manual Gearbox

Base Vehicle Specification

- Turbo Diesel 160bhp Euro 6 manual engine
- Optional Fiat Ducato 150bhp Comfort-Matic Engine[#]
- ESP, ABS brakes with EBA, EBFD as standard
- Alloy wheels* plus spare wheel & carrier
- Cruise control*
- Cab air conditioning*
- Colour co-ordinated front bumper and door handles[#]
- Leather steering wheel and gear knob*
- Battery isolator on ignition
- Bluetooth[®] connectivity & steering wheel controls
- Digital DAB radio with Bluetooth[®] connectivity
- USB and Auxiliary input sockets
- Gloss black dashboard fascia
- Power assisted steering
- Single key central locking for cab and habitation door
- Driver and passenger airbags
- Driver and passenger seat armrest
- Tyre pressure sensors
- Wing mirror aerials
- Electrically heated and adjustable door mirrors
- LED daytime running lights
- Electric cab windows
- 12v socket
- UV filtering tinted glass
- Rear fog lights
- Front fog lights[#]

Exterior General

- Space saving under-floor 25 litre LPG gas tank with LED level indicator
- Hartal exterior door c/w sliding door flyscreen & central locking
- GRP sidewalls in scratch and impact resistant platinum or white
- Opening wind-up sky-view window**
- Aluminium skirts
- Large external skirt locker (space saving under-floor mounted)
- Drop down access door to nearside seating
- Thule (Omnistor) roof mounted canopy awning*
- Reversing camera with Bluetooth[®] feed to Caravan Club approved Garmin SAT NAV*
- 80W solar panel*
- LED strip awning light
- Colour co-ordinated external TV socket
- Colour co-ordinated external gas BBQ point
- Colour co-ordinated external 230v mains socket
- Double-glazed opening windows with concertina blinds & flyscreens
- Multi directional TV aerial
- Electric slide-out entrance step with auto retract on engine start
- Rear mud-flaps
- Rear corner steadies

Interior General

- Luxurious Valencia or Amarti furniture with chrome fixtures and fittings
- Panoramic wind-up opening rooflight
- Chrome grab handle with LED lights
- Privacy blinds & flyscreens to all opening windows
- Choice of six Belgium chenille fabrics providing luxurious interior soft furnishings
- High quality Reflex™ foam upholstery
- Colour co-ordinated habitation curtains with tiebacks and scatter cushions
- Removable interior carpets
- LED spotlights and roof lighting with a power saving of up to 70%
- Over locker LED mood lighting
- Seat tops on gas struts and drop down access door to the under seat storage space (model specific)
- Swivel cab seats on all front lounge models
- Over-cab storage compartments
- Spacious wardrobe
- Range of high & low-level storage lockers
- Cocktail cabinet with crystal wine glasses
- Freestanding table
- Foot-well entry step with AS logo light
- Smoke and carbon monoxide alarms
- Fire extinguisher

UPGRADES

Premium Pack

- Alloy wheels
- Cab air conditioning
- Cruise control
- Thule (Omnistor) canopy awning
- Colour reversing camera and Garmin SAT NAV
- Leather steering wheel and gear knob
- 80W solar panel

Winter Pack

- Concertina cab blinds in lieu of cab curtains
- Fresh & waste water tank heater blanket
- Truma Combi heater upgrade
- Wheel arch insulation blankets

Media Pack

- Maxview VuQube II Automatic Satellite System
- Twin LNB to support 2 receivers
- Fully Automatic Tuning
- Receives transmissions from Astra 1, Astra 2, Astra 3 and Hotbird
- Compatible with any SD/HD Free to air satellite receivers

Electrics and Plumbing

- LCD control panel
- Split charged 105 amp leisure battery
- Four 230v sockets
- Two 12v sockets
- Truma dual fuel combi blown air central heating and water heater
- Submersible water pump
- 102 Litre fresh water tank
- 71 Litre waste water tank
- Large bore waste pipework for efficient drainage
- Whale or Truma auto-fill & separate manual filler for fresh water tank
- Drive Safe Regulator

Kitchen

- Spacious and fully equipped with large slide out additional work surface
- Dual fuel hob with 3 gas burners and an electric hot plate plus separate oven and grill
- Dual level microwave oven
- Large refrigerator with freezer compartment
- Kitchen centre sink incorporating draining board and cutlery drying rack
- 12v extractor fan with down-lighters
- Cutlery drawer
- Kitchen roll holder
- Waste bin
- Melamine crockery set & cooler bag
- Motique kitchen splashback

Bathroom

- Combined shower and toilet compartment
- Swing wall showers with integrated washbasin
- Vanity cupboard with mirrors
- Separate shower cubicle (Broadway EB and Broadway FB)
- Chrome fixtures and fittings
- Storage cupboard
- Electric flush cassette toilet with separate header tank (model specific)
- Anti slip shower mat
- Ducted blown air outlet
- LED lighting
- Retractable clothesline (model specific)
- Roof vent with flyscreen

LUXURY PERSONIFIED

Peugeot AL-KO Coachbuilts

Heritage and luxury with unrivalled finesse, nothing comes close to the all new Corinium: Three palatial layouts, AL-KO foundations and 2.35m body width for the ultimate touring experience...

Models

3


Min Berth



Max. Berth



- A. 160bhp Peugeot Euro 6 engine
- B. Fiat Comfort-Matic 150bhp engine[#]
- C. Cab air conditioning, cruise control*, digital DAB radio, Bluetooth[®] & passenger air-bag
- D. Wing mirror aerial
- E. Luxury Valencia furniture or Amarti furniture
- F. Wind-up opening skyview window & panoramic roof-light**
- G. Designer 'Catalan' & 'Moonstone' fabrics
- H. 80W solar panel*
- I. Thule (Omnistor) canopy awning*
- J. Full scratch and impact resistant GRP body with platinum sides
- K. Full spectrum reversing camera*
- L. Fully featured kitchens
- M. Safe, fire extinguisher, crockery set & crystal glasses
- N. Hartal exterior door c/w sliding door flyscreen
- O. External BBQ & 230v mains socket
- P. Rear corner steadies
- Q. Spare wheel and carrier with a remote tyre pressure valve (optional on light chassis, standard on heavy chassis)
- R. Rear mud flaps
- S. Spacious en-suite washroom facilities
- T. Large skirt storage locker, underfloor mounted for space saving
- U. 25 litre under-floor mounted LPG gas tank
- V. Alloy wheels*
- W. Front fog lights[#]
- X. Colour coded bumpers



*Premium Pack **Low Profile roof only [#]Optional

ASPIRATIONAL DECADENCE

Corinium FB

The Corinium FB offers aspirational decadence for the discerning owner looking for the space and comfort normally associated with a tag axle Motorhome, but crucially on an economically lighter AL-KO chassis. The front provides a spacious lounge with a fully featured kitchen leading into a spacious rear bedroom with a full width en-suite washroom.



Optional rear travel seats



2



4

Key Features

- 3500kg MTPLM AL-KO wide track chassis
- Optional 4000kg chassis upgrade[#]
- 25 litre underfloor mounted LPG gas tank
- 80W solar panel*
- External skirt storage locker
- GRP body with scratch & impact resistant platinum sides
- Hartal exterior door c/w sliding door flyscreen
- Opening skyview window
- Panoramic wind-up roof-light
- Thule (Omnistor) canopy awning*
- Reversing camera with Bluetooth[®] feed to Caravan Club approved Garmin SAT NAV*
- Alloy wheels*
- Fix and go emergency repair kit on light chassis
- Spare wheel and carrier on light chassis[#]
- Spare wheel standard on heavy chassis
- Leather steering wheel and gear knob*
- External BBQ & 230v mains sockets
- USB ports
- Turbo Diesel 160bhp Peugeot Euro 6 engine as standard
- Optional Fiat Ducato 150bhp Comfort-Matic Engine[#]

Vehicle Layout



Sleeping Options



Specification

- Vehicle Height (incl TV aerial) - 2900mm
- MTPLM - 3500kg
- MIRO** - 3207kg
- Maximum User Payload - 293kg
- Essential Habitation Equipment - 17kg
- Optional MTPLM Upgrade to 4000kg
- Fresh Water Tank - 91ltrs
- Waste Water Tank - 71ltrs



AL-KO

** No Spare Wheel * Premium Pack [#]Optional



SINGLE BED LUXURY

Corinium Duo

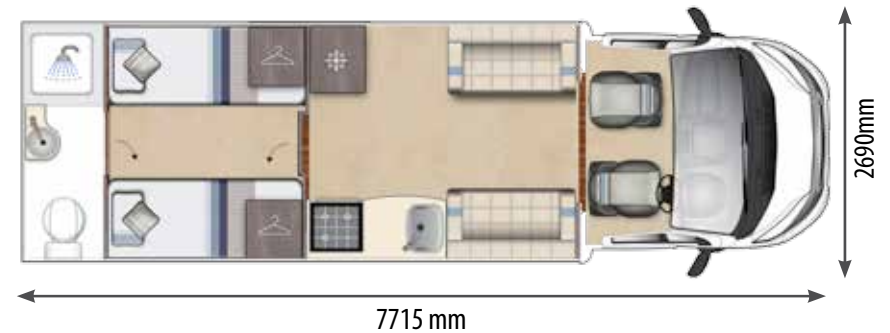
For those interested in supreme luxury combined with single bed functionality, look no further than **The Corinium Duo**. Following on from the FB model, the Duo provides space and comfort normally associated with a tag axle Motorhome, but crucially on an economically lighter AL-KO chassis. The front provides a spacious lounge with a fully featured kitchen leading into a true flagship of a rear bedroom with spacious single beds and a full width en-suite washroom



Key Features

- 3500kg MTPLM AL-KO wide track chassis
- Optional 4000kg chassis upgrade[#]
- 25 litre underfloor mounted LPG gas tank
- 80W solar panel*
- External skirt storage locker
- GRP body with scratch & impact resistant platinum sides
- Hartal exterior door c/w sliding door flyscreen
- Opening skyview window
- Panoramic wind-up roof-light
- Thule (Omnistor) canopy awning*
- Reversing camera with Bluetooth[®] feed to Caravan Club approved Garmin SAT NAV*
- Alloy wheels*
- Fix and go emergency repair kit on light chassis
- Spare wheel and carrier on light chassis[#]
- Spare wheel standard on heavy chassis
- Leather steering wheel and gear knob*
- External BBQ & 230v mains sockets
- USB ports
- Turbo Diesel 160bhp Peugeot Euro 6 engine as standard
- Optional Fiat Ducato 150bhp Comfort-Matic Engine[#]

Vehicle Layout



Sleeping Options



Specification

- Vehicle Height (incl TV aerial) - 2900mm
- MTPLM - 3500kg
- MIRO** - 3137kg
- Maximum User Payload - 363kg
- Essential Habitation Equipment - 17kg
- Optional MTPLM Upgrade to 4000kg
- Fresh Water Tank - 91ltrs
- Waste Water Tank - 71ltrs



AL-KO

** No Spare Wheel * Premium Pack [#]Optional



HOME FROM HOME LUXURY

Corinium RB

The Corinium RB's arrangement of onboard facilities provides a spacious and functional layout which combined with the comfort of the luxurious rear island bed creates a true home-away from home experience. The front provides a spacious lounge with fully featured kitchen and washroom areas which lead onto the grand rear bedroom. All of this of course is built on an economically light AL-KO chassis.



Optional rear travel seats



2

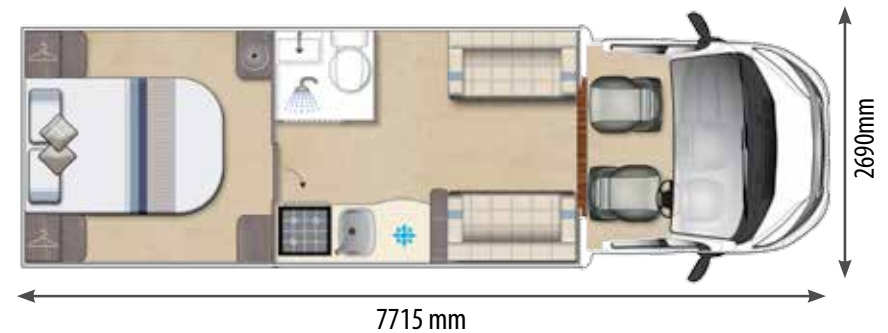


4

Key Features

- 3500kg MTPLM AL-KO wide track chassis
- Optional 4000kg chassis upgrade[#]
- 25 litre underfloor mounted LPG gas tank
- 80W solar panel*
- External skirt storage locker
- GRP body with scratch & impact resistant platinum sides
- Hartal exterior door c/w sliding door flyscreen
- Opening skyview window
- Panoramic wind-up roof-light
- Thule (Omnistor) canopy awning*
- Reversing camera with Bluetooth[®] feed to Caravan Club approved Garmin SAT NAV*
- Alloy wheels*
- Fix and go emergency repair kit on light chassis
- Spare wheel and carrier on light chassis[#]
- Spare wheel standard on heavy chassis
- Leather steering wheel and gear knob*
- External BBQ & 230v mains sockets
- USB ports
- Turbo Diesel 160bhp Peugeot Euro 6 engine as standard
- Optional Fiat Ducato 150bhp Comfort-Matic Engine[#]

Vehicle Layout



Sleeping Options



Specification

- Vehicle Height (incl TV aerial) - 2900mm
- MTPLM - 3500kg
- MIRO** - 3237kg
- Maximum User Payload - 263kg
- Essential Habitation Equipment - 17kg
- Optional MTPLM Upgrade to 4000kg
- Fresh Water Tank - 91ltrs
- Waste Water Tank - 71ltrs



AL-KO

** No Spare Wheel * Premium Pack [#]Optional



Specification

NEXT GENERATION ENGINES AS STANDARD

Auto-Sleepers 2017 Peugeot range motorhomes are fitted with Peugeot's next generation BlueHDi 2.0L engines. BlueHDi is the name given to Peugeot's latest generation of fuel and environmentally efficient Diesel engines.

Generated from a world-famous diesel heritage and innovative, automotive engineering excellence, BlueHDi complies with Euro 6 emission standards to deliver a driving experience rich in power and performance but with exceptional fuel economy and CO₂ emissions.

BlueHDi engines meet Euro 6 standards thanks to Selective Catalytic Reduction (SCR) and Particle Filtration processes. A three stage cleansing process specifically targets the pollutants of diesel combustion, removing hydrocarbons and carbon monoxide, reducing nitrogen oxides by up to 90% and eliminating 99.9% of particulates:

- **Stage One** – the oxidation catalytic converter eliminates the HC and the CO₂, transforming them into water (H₂O) and carbon dioxide (CO₂)
- **Stage Two** – the SCR (Selective Catalytic Reduction) transforms the nitrogen oxides (NO_x) into water and nitrogen (N₂), which is the main constituent of air (78%), due to the addition of AdBlue® (mixture of urea and water)
- **Stage Three** – the Particulate Emission Filter eliminates 99.9% of the particulates by number

BlueHDi delivers the cleanest diesel engine possible and exceptional fuel economy



PEACE OF MIND ON THE ROAD

Standard safety features include:

ESP – electronic stability program, ABS – Anti-lock Braking System with EBA – Emergency Braking Assistance, EBF – Electronic Brake Force Distribution, disc brakes, passenger and driver's airbags, fuel supply safety cut off, driver's seat belt indicator and safety auto-reverse

AL-KO Foundations

Since 1979, AL-KO has been at the forefront of motorhome chassis conversions. AL-KO has worked to engineer a lightweight, low height chassis perfectly suited for motorhome use.

AMC chassis are specially engineered to provide the maximum strength and stability within the lightest possible frame.

This enables motorhome owners to take additional luggage, but also provides the opportunity to carry heavier and larger leisure equipment.


AL-KO



Cab Features



Bluetooth® Connectivity & Steering Wheel Controls



Cruise Control



Cab Air Conditioning



Digital DAB radio with Bluetooth® connectivity



6 Speed Manual Gearbox

Base Vehicle Specification

- 3500kg MTPLM AL-KO wide track chassis
- Optional 4000kg chassis upgrade[#]
- Turbo Diesel 160bhp Euro 6 engine
- Optional Fiat Ducato 150bhp Comfort-Matic Engine[#]
- ESP, ABS brakes with EBA, EBF[#] as standard
- Alloy wheels*
- Fix and go emergency repair kit on light chassis
- Optional spare wheel & tyre on light chassis[#]
- Spare wheel standard on heavy chassis
- LED daytime running lights
- Cruise control*
- Cab air conditioning*
- Bluetooth[®] connectivity & steering wheel controls
- Digital DAB radio with Bluetooth[®] connectivity
- USB and Auxiliary input sockets
- Gloss black dashboard fascia
- Leather steering wheel and gear knob[#]
- Battery Isolator on ignition
- Colour co-ordinated bumpers and door handles^{##}
- Single key central locking for cab and habitation door
- Driver and passenger airbags
- Driver and passenger seat armrest
- Power assisted steering
- Wing mirror aerial
- Electrically heated and adjustable door mirrors
- Electric cab windows
- 12v socket
- UV filtering tinted glass
- Rear fog lights
- Front fog lights[#]

Exterior General

- Space saving under-floor 25 litre LPG gas tank with LED level indicator
- Hartal exterior door c/w sliding door flyscreen & central locking
- GRP sidewalls in scratch and impact resistant platinum or white
- Opening wind-up sky-view window**
- Aluminium skirts
- Reversing camera with Bluetooth[®] feed to Caravan Club approved Garmin SAT NAV*
- 80W solar panel*
- Large external skirt locker (space saving under-floor mounted)
- Drop down access door to nearside seating
- Colour co-ordinated external TV socket
- Thule (Omnistor) roof mounted canopy awning*
- Colour co-ordinated external gas BBQ point
- LED strip awning light
- Colour co-ordinated external 230v mains socket
- Double-glazed opening windows with concertina blinds & flyscreens
- Electric slide-out entrance step with auto retract on engine start
- Rear mud-flaps
- Rear corner steadies

Interior General

- Luxurious Valencia furniture with chrome fixtures and fittings
- Panoramic wind-up opening rooftop**
- Privacy blinds & flyscreens to all opening windows
- Choice of six Belgium chenille fabrics providing luxurious interior soft furnishings
- High quality Reflex[™] foam upholstery
- Removable interior carpets
- Colour co-ordinated habitation curtains with tiebacks and scatter cushions
- LED spotlights and roof lighting with a power saving of up to 70%
- Over locker LED mood lighting
- Swivel cab seats
- Over-cab storage compartments
- Seat tops on gas struts and drop down access door to the under seat storage space (model specific)
- Spacious wardrobe
- Range of high & low-level storage lockers
- Cocktail cabinet with crystal wine glasses
- Freestanding table
- Foot-well entry step with AS logo light
- Smoke and carbon monoxide alarms
- Fire extinguisher

Electrics and Plumbing

- LCD control panel
- Split charged 105 amp leisure battery
- Four 230v sockets
- Two 12v sockets
- Truma dual fuel combi blown air central heating and water heater
- Submersible water pump
- 91 Litre fresh water tank
- 71 Litre waste water tank
- Large bore waste pipework for efficient drainage
- Whale or Truma auto-fill & separate manual filler for fresh water tank

Kitchen

- Spacious and fully equipped with large slide out additional work surface
- Motique splash back panel
- Dual fuel hob with 3 gas burners and an electric hot plate plus separate oven and grill
- Dual level microwave oven
- Large refrigerator with freezer compartment
- 12v extractor fan with down-lighters
- Kitchen centre sink incorporating draining board and cutlery drying rack
- Cutlery drawer
- Kitchen roll holder & waste bin
- Melamine crockery set & cooler bag

Bathroom

- Combined shower and toilet compartment (RB only)
- Vanity cupboard with mirrors
- Separate shower cubicle (FB & Duo models)
- Electric flush cassette toilet with separate header tank
- Chrome fixtures and fittings
- Storage cupboard
- Anti slip shower mat
- Ducted blown air outlet
- LED lighting
- Roof vent with flyscreen

UPGRADES

Premium Pack

- Alloy wheels
- Cab air conditioning
- Cruise control
- Leather steering wheel and gear knob
- 80W solar panel
- Thule (Omnistor) canopy awning
- Colour reversing camera and Garmin SAT NAV



Winter Pack

- Concertina cab blinds in lieu of cab curtains
- Fresh & waste water tank heater blanket
- Truma Combi heater upgrade
- Wheel arch insulation blankets



Media Pack

- Maxview VuQube II Automatic Satellite System
- Twin LNB to support 2 receivers
- Fully Automatic Tuning
- Receives transmissions from Astra 1, Astra 2, Astra 3 and Hotbird
- Compatible with any SD/HD Free to air satellite receivers

Chassis Options



*Premium pack **Low profile models only #Optional ##Bumper only on Fiat Ducato chassis

WWW.AUTO-SLEEPERS.COM / PEUGEOT AL-KO COACHBUILTS / SPECIFICATION / 49

ULTIMATE LUXURY MOTORHOMES

Mercedes Coachbuilts

Mercedes is justly held in high regard throughout the world for its engineering pedigree and the Mercedes chassis has been designed for motorhomes, making Mercedes the perfect partner to form the foundation for our flagship motorhome range. The Auto-Sleeper Mercedes range comes as standard with a vast array of electronic driving aids, all of which work in the background to make the journey completely effortless and pleasurable. All Mercedes Coachbuilts come with the option of having the best fully automatic gearbox available on a motorhome.

Models


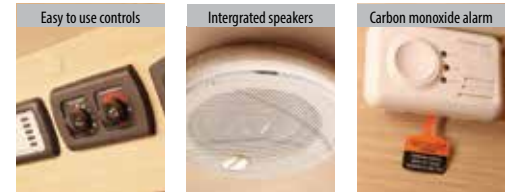

6

Min Berth



Max. Berth





- A. Full Mercedes-Benz electrics package: ESP with Active Skid Control & ABS with EBD
- B. Fully automatic 7-speed gearbox*
- C. Cab air conditioning & cruise control*
- D. Luxury Valencia or Amarti furniture
- E. Wind-up opening skyview window & panoramic roof-light**
- F. 80W solar panel*

- G. Designer 'Catalan' & 'Moonstone' fabrics
- H. Thule (Omnistor) canopy awning (up to 5m)*
- I. Full scratch and impact resistant GRP body with platinum sides
- J. Full spectrum reversing camera*
- K. Spacious en-suite washroom facilities
- L. External BBQ & 230v mains socket
- M. Rear corner steadies

- N. Spare wheel and carrier with a remote tyre pressure valve†
- O. Fully featured kitchens
- P. Rear mud-flaps
- Q. Hartal entrance door c/w sliding door flyscreen
- R. Large skirt storage locker, underfloor mounted for space saving

- S. 25 litre under-floor mounted LPG gas tank
- T. Drive safe regulator
- U. Crockery set & crystal glasses
- V. Alloy wheels*
- W. Colour coded bumpers



Image shows Amarti Furniture *Premium Pack **Low profile models only †Excludes Stanton

POWERFUL AND COMPACT

Stanton

The Stanton is our most compact model built on the Mercedes rear wheel drive chassis and at 5.94m belies the space available inside along with the flagship specification levels including an optional fully automatic gearbox. The Stanton truly is the king of all Compact Motorhomes, offering everything that one could possibly want or need whilst the Mercedes offers unprecedented driving comfort and is full of innovative features that are sure to make even the longest journey a breeze.



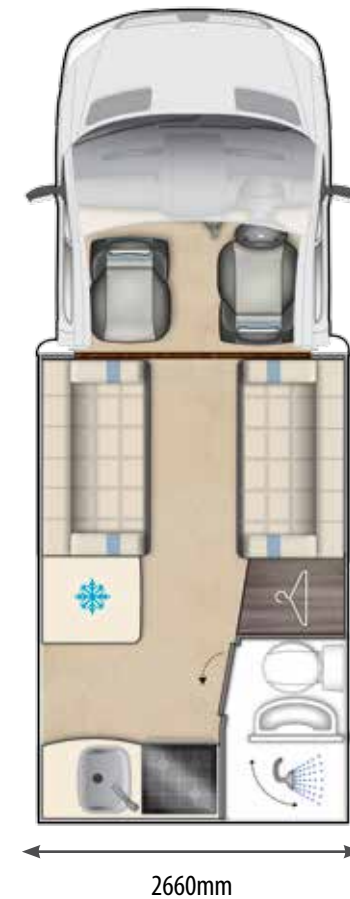
Key Features

- Iconic model under 6m with single beds and end kitchen
- Turbo diesel 163bhp engine
- Optional 7-speed fully automatic gearbox*
- 25 litre underfloor mounted LPG gas tank
- Hartal exterior door c/w sliding door flyscreen
- Full Mercedes electrics package: ESP with active skid control & ABS with EBD
- 80W solar panel*
- External skirt storage locker
- GRP body with scratch & impact resistant platinum sides
- Opening wind-up skyview window
- Panoramic wind-up roof-light
- Thule (Omnistor) canopy awning*
- Reversing camera with Bluetooth® feed to Caravan Club approved Garmin SAT NAV*
- Alloy wheels*
- External BBQ & 230v mains sockets
- Safe, fire extinguisher, crockery set & crystal glasses

Specification

- Vehicle Height (incl TV aerial) - 2850mm
- MTPLM - 3200kg/3500kg
- MIRO - 2849kg
- Maximum User Payload - 351kg /651kg
- Essential Habitation Equipment - 17kg
- Fresh Water Tank - 71ltrs
- Waste Water Tank - 53ltrs

Vehicle Layout



Sleeping Options



* Premium Pack #Optional



QUINTESSENTIAL LUXURY

Bourton

The Bourton builds on the popularity of the Stanton to deliver a spacious model that does not compromise on its front lounge end kitchen layout. The Bourton has an extraordinarily spacious lounge quickly converts into either full-length singles or a truly palatial double bed. The Mercedes chassis is renowned for its driving comfort and the optional fully automatic gearbox makes it the perfect base vehicle for a luxuriously specified flagship range.



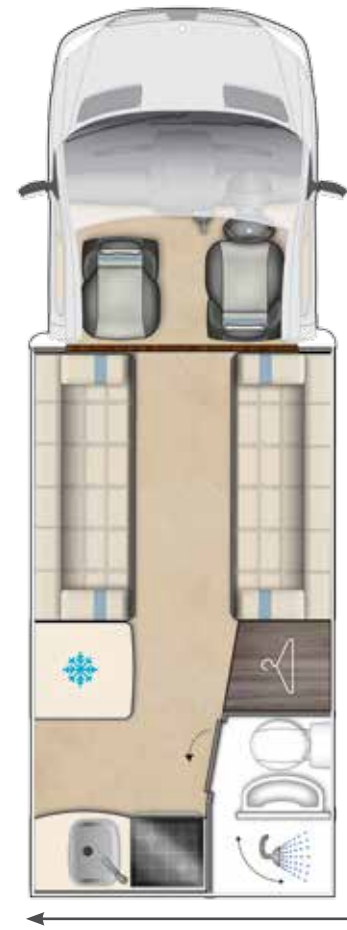
Key Features

- Full single beds, swingwall washroom, end kitchen
- Turbo diesel 163bhp engine
- Optional 7-speed fully automatic gearbox*
- 25 litre underfloor mounted LPG gas tank
- Hartal exterior door c/w sliding door flyscreen
- Full Mercedes electrics package: ESP with active skid control & ABS with EBD
- 80W solar panel*
- External skirt storage locker
- GRP body with scratch & impact resistant platinum sides
- Opening wind-up skyview window
- Panoramic wind-up roof-light
- Thule (Omnistor) canopy awning*
- Reversing camera with Bluetooth® feed to Caravan Club approved Garmin SAT NAV*
- Alloy wheels* plus spare wheel & carrier
- External BBQ & 230v mains sockets
- Safe, fire extinguisher, crockery set & crystal glasses

Specification

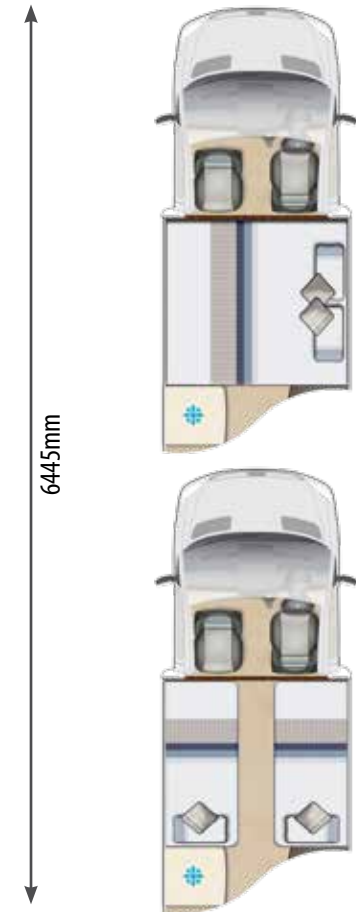
- Vehicle Height (incl TV aerial) - 2860mm
- MTPLM - 3500kg
- MIRO - 2983kg
- Maximum User Payload - 517kg
- Essential Habitation Equipment - 17kg
- Fresh Water Tank - 62ltrs
- Waste Water Tank - 53ltrs

Vehicle Layout



2660mm

Sleeping Options



6445mm



* Premium Pack #Optional



AWARD WINNING CLASSIC

Winchcombe

Luxury personified befits the Winchcombe which delivers the perfectly proportioned 2-berth motorhome with its capacious front lounge, top of the range centre kitchen and luxurious end washroom which boasts a double shower. With a specification that is truly second to none, befitting its flagship status, the Mercedes chassis adds the final touch to refined touring at its best.



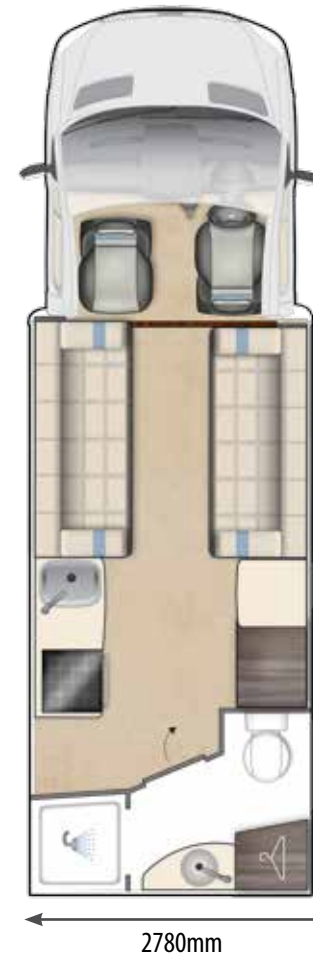
Key Features

- Superb end washroom and feature kitchen
- Turbo diesel 163bhp engine
- Optional 7-speed fully automatic gearbox*
- 25 litre underfloor mounted LPG gas tank
- Hartal exterior door c/w sliding door flyscreen
- Full Mercedes electrics package: ESP with active skid control & ABS with EBD
- 80W solar panel*
- External skirt storage locker
- GRP body with scratch & impact resistant platinum sides
- Opening wind-up skyview window
- Panoramic wind-up roof-light
- Thule (Omnistor) canopy awning*
- Reversing camera with Bluetooth® feed to Caravan Club approved Garmin SAT NAV*
- Alloy wheels* plus spare wheel & carrier
- External BBQ & 230v mains sockets
- Safe, fire extinguisher, crockery set & crystal glasses

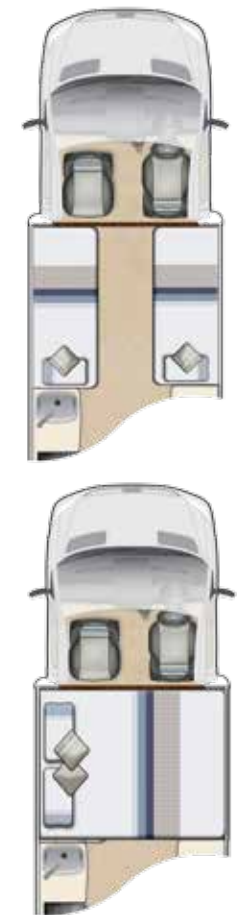
Specification

- Vehicle Height (incl TV aerial) - 2860mm
- MTPLM - 3880kg
- MIRO - 3238kg
- Maximum User Payload - 642kg
- Essential Habitation Equipment - 25kg
- Fresh Water Tank - 91ltrs
- Waste Water Tank - 71ltrs

Vehicle Layout



Sleeping Options



* Premium Pack #Optional



TRADITIONAL FRENCH BED

Malvern

The Malvern combines the absolute comfort of the fixed French bed and the stylish luxury that Auto-Sleeper are renowned for. This practical layout offers a liberally proportioned front lounge, which easily converts into a large double bed. The Malvern also comes equipped with a fully appointed kitchen that is perfect for entertaining friends and family alike. The piece-de-resistance of the Malvern is the luxurious bedroom with a spacious side washroom which boasts a large separate shower.



Optional rear travel seats



2



4



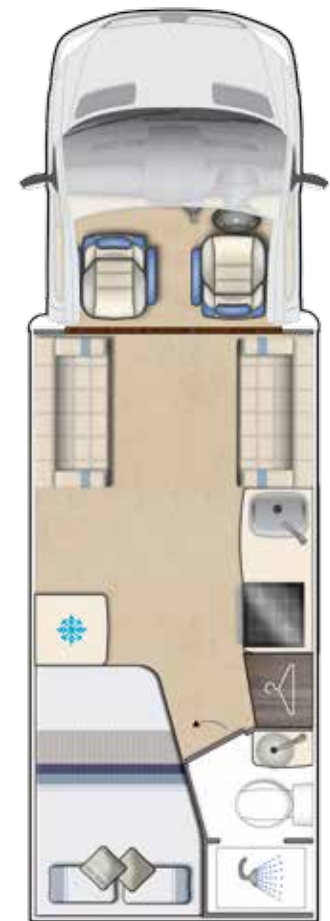
Key Features

- French bed, luxury kitchen and separate shower
- Turbo diesel 163bhp engine
- Optional 7-speed fully automatic gearbox*
- 25 litre underfloor mounted LPG gas tank
- Hartal exterior door c/w sliding door flyscreen
- Full Mercedes electrics package: ESP with active skid control & ABS with EBD
- 80W solar panel*
- External skirt storage locker
- GRP body with scratch & impact resistant platinum sides
- Opening wind-up skyview window
- Panoramic wind-up roof-light
- Thule (Omnistor) canopy awning*
- Reversing camera with Bluetooth® feed to Caravan Club approved Garmin SAT NAV*
- Alloy wheels* plus spare wheel & carrier
- External BBQ & 230v mains sockets
- Safe, fire extinguisher, crockery set & crystal glasses

Specification

- Vehicle Height (incl TV aerial) - 2860mm
- MTPLM - 3880kg
- MIRO - 3221kg
- Maximum User Payload - 659kg
- Essential Habitation Equipment - 17kg
- Fresh Water Tank - 91ltrs
- Waste Water Tank - 78ltrs

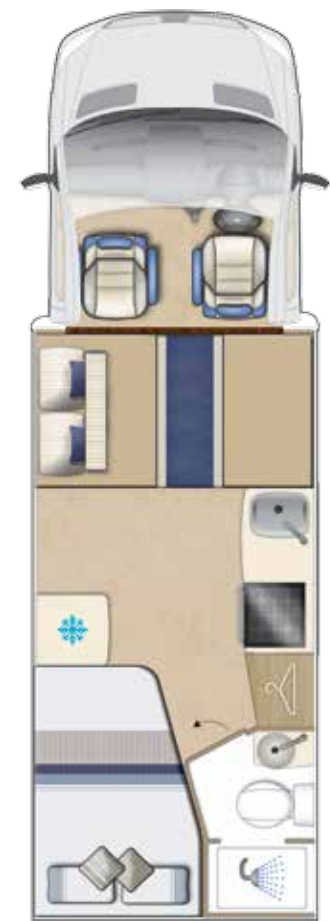
Vehicle Layout



2780mm

7290mm

Sleeping Options



* Premium Pack #Optional



FIXED BED ENSUITE

Burford

The Burford offers aspirational decadence for the discerning owner looking for the space and comfort normally associated with a tag axle Motorhome but crucially on an economically lighter rear wheel drive single axle Mercedes chassis. The front provides a spacious lounge with a fully featured kitchen leading into a spacious rear bedroom with a full width en-suite washroom. The Mercedes offers unprecedented driving comfort and is feature packed with computerised driving aids ensuring that even the longest journey is a pleasure.



Key Features

- Single axle, french bed with large rear washroom
- Turbo diesel 163bhp engine
- Optional 7-speed fully automatic gearbox#
- 25 litre underfloor mounted LPG gas tank
- Hartal exterior door c/w sliding door flyscreen
- Full Mercedes electrics package: ESP with active skid control & ABS with EBD
- 80W solar panel*
- External skirt storage locker
- GRP body with scratch & impact resistant platinum sides
- Opening wind-up skyview window
- Panoramic wind-up roof-light
- Thule (Omnistor) canopy awning*
- Reversing camera with Bluetooth® feed to Caravan Club approved Garmin SAT NAV*
- Alloy wheels* plus spare wheel & carrier
- External BBQ & 230v mains sockets
- Safe, fire extinguisher, crockery set & crystal glasses

Specification

- Vehicle Height (incl TV aerial) - 2880mm
- MTPLM - 3880kg/4000kg
- MIRO - 3453kg
- Maximum User Payload - 427kg/547kg
- Essential Habitation Equipment - 17kg
- Fresh Water Tank - 91ltrs
- Waste Water Tank - 91ltrs

Vehicle Layout



2780mm

Sleeping Options



7880 mm



* Premium Pack #Optional



TWIN BED ENSUITE

Burford Duo

The Burford Duo offers aspirational decadence for the discerning owner looking for the space and comfort normally associated with a tag axle Motorhome but crucially on an economically lighter rear wheel drive single axle Mercedes chassis. The front provides a spacious lounge with a fully featured kitchen leading into a true flagship of a rear bedroom with spacious single beds and a full width en-suite washroom, whilst the Mercedes offers unprecedented driving comfort and is feature packed with computerised driving aids ensuring even the longest journey is a pleasure.



Key Features

- Two fixed single beds with large rear washroom
- Turbo diesel 163bhp engine
- Optional 7-speed fully automatic gearbox#
- 25 litre underfloor mounted LPG gas tank
- Hartal exterior door c/w sliding door flyscreen
- Full Mercedes electrics package: ESP with active skid control & ABS with EBD
- 80W solar panel*
- External skirt storage locker
- GRP body with scratch & impact resistant platinum sides
- Opening wind-up skyview window
- Panoramic wind-up roof-light
- Thule (Omnistor) canopy awning*
- Reversing camera with Bluetooth® feed to Caravan Club approved Garmin SAT NAV*
- Alloy wheels* plus spare wheel & carrier
- External BBQ & 230v mains sockets
- Safe, fire extinguisher, crockery set & crystal glasses

Specification

- Vehicle Height (incl TV aerial) - 2880mm
- MTPLM - 3880kg/4000kg
- MIRO - 3383kg
- Maximum User Payload -497kg/617kg
- Essential Habitation Equipment - 17kg
- Fresh Water Tank - 91ltrs
- Waste Water Tank - 91ltrs

Vehicle Layout



7880 mm

2780mm

Sleeping Options



* Premium Pack #Optional



Specification

The Auto-Sleepers Mercedes range is built on the latest generation Sprinter Chassis which lives up to the model's impressive reputation for outstanding operational reliability. The result of Mercedes continuous development process ensures that the new Sprinter is even more advanced, even more flexible, even safer and even more economical.



SUPERB TECHNOLOGY THE BEST SPRINTER OF ALL TIME.

High quality standards and solid resale values all contribute to the overall cost-effectiveness of the Sprinter, as do its state-of-the-art engines:

YOUR SAFETY IS OUR HIGHEST PRIORITY.


The Mercedes Sprinter Chassis is the ultimate driver's chassis being supplied as standard with a vast array of electronic driving aids, all of which work in the background to make the journey as effortless and pleasurable as the destination.

PEACE OF MIND ON THE ROAD

Drive-Safe Regulator

Innovative gas pressure regulator for safe single-cylinder operation. Installed as standard.

See Page 75 for more details.



Underfloor Mounted LPG Tank

All 2017 Auto-Sleeper Mercedes Coachbuilts have a 25 litre underfloor mounted LPG gas tank installed, offering hassle free practicality with numerous benefits including -

- Readily available from 1000's of petrol stations throughout Great Britain and Europe.
- Convenience personified, refilling them is as easy as filling the fuel tank
- No heavy bottles to lift, carry or manhandle
- No middle of the night change overs required
- Economical to use at approximately half the cost of cylinders, cost per litre typically only 75p
- Interior space saving, the tank is externally mounted to the underside of the Motorhome
- Easy read LED tank gauge and an Auto-Stop feature to prevent any chance of overfilling
- Reliable and safety proven, extensively tested for peace of mind and fully approved under European whole vehicle type approval legislation.



Safety Features As Standard



The Mercedes-Benz ADAPTIVE ESP® is designed to assist the driver in maintaining control of the vehicle and intervene automatically when the vehicle detects a potential issue.

The load in a van is always altering. ADAPTIVE ESP® adapts to the load continually, moving with the centre of gravity as loads vary and adjusts to the specific load that is being carried. This system automatically detects when the vehicle is understeering or oversteering and intervenes to assist the driver to maintain control.



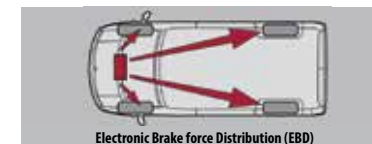
ASR ensures smooth start-off and acceleration, without wheel spin. As soon as one of the drive wheels starts to spin, ASR intervenes to reduce the engine power, and also by gently applying the brake to that wheel, to prevent a loss of traction. The result is improved traction - and safety - especially on slippery surfaces



Start-off Assist is fitted as standard to manual transmission models and means you don't have to juggle brake, clutch and handbrake when moving off on uphill or downhill slopes. Once the brake pedal has been released, the brake pressure is maintained for approximately two seconds, allowing you to move off without the vehicle rolling backwards.



The anti-lock braking system that comes as standard with the Mercedes Sprinter chassis features the latest in advanced technology. When the speed sensors detect that a wheel is on the point of locking up, the brake pressure at the wheel is immediately reduced, keeping the motorhome steerable even during emergency braking.



Electronic brake force distribution (EBD) divides up the braking force between the front and rear wheels of the motorhome as required, optimising braking efficiency in all driving situations. In this way the system prevents "overbraking" of the rear wheels, which could cause the vehicle to fishtail. EBD also puts less stress on the front brakes, which reduces the risk of fading due to overheating.



Road and accident research has established even in an emergency, most drivers don't use the full power of the vehicle's brakes. This discovery led Mercedes-Benz to develop the Brake Assist system. By reacting to the speed at which the brake pedal is applied, Brake Assist can detect a situation where emergency braking is required. When that happens the system automatically increases braking power, aided by the anti-lock braking system (ABS) which prevents the wheels from locking up.

Base Vehicle Specification

- Turbo diesel 163bhp engine
- Optional upgrade to V6 190bhp engine[#]
- Optional 7-speed fully automatic gearbox[#]
- Alloy wheels* plus spare wheel & carrier (except Stanton)
- Cruise control*
- Cab air conditioning*
- ESP with active skid control
- ABS brakes with EBD
- Cab alarm
- Audio 10 radio with Bluetooth® & SD card inputs
- Black high gloss dashboard fascia
- Colour co-ordinated bumpers
- Single key central locking for cab and habitation door
- Electrically heated and adjustable door mirrors
- Electric cab windows
- Rear fog light
- Lockable glove box
- 12v socket
- UV filtering tinted glass
- Driver and passenger airbags
- Driver and passenger seat armrest
- Power assisted steering

Exterior General

- Hartal exterior door c/w sliding door flyscreen & central locking
- 25 Litre underfloor mounted LPG gas tank
- Full GRP body including roof and rear panel
- Scratch and impact resistant GRP sidewalls available in platinum or white
- Skyview wind-up opening rooflight**
- Aluminium skirts
- Large external skirt locker (under-floor mounted)
- Drop down access door to nearside seating
- Reversing camera with Bluetooth® feed to Caravan Club approved Garmin SAT NAV
- 80W solar panel*
- Thule (Omnistor) roof mounted canopy awning*
- LED strip awning light
- Colour co-ordinated external TV socket
- Colour co-ordinated external gas BBQ point
- Colour co-ordinated external 230v mains socket
- Double-glazed opening windows with concertina blinds & flyscreens
- Multi directional TV aerial
- Electric slide-out entrance step with auto retract on engine start
- Rear mud-flaps
- Rear corner steadies

Interior General

- Luxurious Valencia or Amarti furniture with chrome fixtures and fittings
- Panoramic wind-up opening rooflight**
- Privacy blinds & flyscreens to all opening windows
- Choice of six Belgium chenille fabrics providing luxurious interior soft furnishings
- High quality Reflex™ foam upholstery
- Colour co-ordinated habitation curtains with tiebacks and scatter cushions
- Chrome grab handle with LED lights
- Removable interior carpets
- LED spotlights and roof lighting with a power saving of up to 70%
- Over locker LED mood lighting
- Seat tops on gas struts and drop down access door to under-seat storage space (model specific)
- Swivel cab seats on all front lounge models
- Over-cab storage compartments
- Spacious wardrobe
- Range of high & low-level storage lockers
- Cocktail cabinet with crystal wine glasses
- Freestanding table
- Foot-well entry step with AS logo light
- Smoke and carbon monoxide alarms
- Fire extinguisher

UPGRADES

Premium Pack

- 7-Speed fully automatic gearbox
- Alloy wheels
- Cab air conditioning
- Cruise control
- Thule (Omnistor) canopy awning
- Colour reversing camera and Garmin SAT NAV
- 80W solar panel

Winter Pack

- Concertina cab blinds in lieu of cab curtains
- Fresh & waste water tank heater blanket
- Truma Combi heater upgrade
- Wheel arch insulation blankets

Media Pack

- Maxview VuQube II Automatic Satellite System
- Twin LNB to support 2 receivers
- Fully Automatic Tuning
- Receives transmissions from Astra 1, Astra 2, Astra 3 and Hotbird
- Compatible with any SD/HD Free to air satellite receivers

Electrics and Plumbing

- LCD control panel
- Split charged 105 amp leisure battery
- Four 230v sockets
- Two 12v sockets
- Truma dual fuel combi blown air central heating and water heater
- Submersible water pump
- Large underslung fresh water tank (model specific)
- Large underslung waste water tank (model specific)
- Large bore waste pipework for efficient drainage
- Whale or Truma auto-fill & manual filler points for fresh water tank
- Drive Safe Regulator

Kitchen

- Spacious and fully equipped with large slide out additional work surface
- Dual fuel hob with 3 gas burners and an electric hot plate plus separate oven and grill
- Dual level microwave oven
- Cutlery drawer
- 12v extractor fan with down-lighters
- Motique kitchen splashback
- Large refrigerator with freezer compartment
- Kitchen centre sink incorporating draining board and cutlery drying rack
- Kitchen roll holder
- Waste bin
- Melamine crockery set & cooler bag

Bathroom

- Combined shower and toilet compartment
- Swing wall showers with integrated washbasin
- Vanity cupboard with mirrors
- Separate shower cubicle (Malvern, Winchcombe, Burford and Burford duo)
- Electric flush cassette toilet with separate header tank
- Chrome fixtures and fittings
- Storage cupboard
- Anti slip shower mat
- Ducted blown air outlet
- LED lighting
- Retractable clothes line (model specific)
- Roof vent with flyscreen

*Premium pack **Low profile models only #Optional



AUTO-SLEEPERS YOUR WAY

Coachbuilt Personalisation

Roof Options

Peugeot and Mercedes-Benz coachbuilt models are available with a choice of two roof options, available at no extra cost.



Low Profile

The lowline roof is available with either a large opening skyview rooflight or additional locker storage.

Luton

The overcab luton offers additional sleeping accommodation for two people. Not available on Corinium range.

Seating Options

Selected Coachbuilt models are available with the option of two rear seating configurations.

Choose from either twin benches, creating a spacious lounge or additional rear travelling seats**, which allow for extra passengers to be transported in the rear safely.



Twin Bench Lounge



Additional Rear Travelling Seats

Fabric Options

Every Auto-Sleeper comes with a choice of colourways from the latest range of handpicked Belgian 'Catalan' and 'Moonstone' fabrics, providing a luxurious finish for that added personal touch.



Catalan
Berry

Catalan
Blue

Catalan
Mocha

Moonstone
Berry

Moonstone
Blue

Moonstone
Mocha

Seat Belt Safety

Seat belts for the front cab seats in motorhomes have always been installed by the base vehicle manufacturer since the law required them to do so and wearing them is a legal requirement whenever the vehicle is being driven.

Seat belts in the rear of a motorhomes however is more complicated; where a designated travelling seat is available it must be used, however, where there isn't one it's not illegal to travel in the rear without wearing one at present, although this could well change in the future.

In the interests of everyone's safety and peace of mind, Auto-Sleepers always recommend when travelling in the rear of a motorhome, it should be in a designated travelling seat with the three point seat-belts in use.

Look out for the red seat-belt symbol next to the layout to indicate the availability of designated rear travel seats which have been tested and approved as fully compliant with European whole vehicle type approval for your total safety and peace of mind.



Situation	Front Seat	Rear Seat	Responsibility
Driver	Seat belt must be worn if fitted	-	Driver
Child under 3 years of age	Seat belt must be worn if fitted	Correct child restraint must be used	Driver
Child from 3rd birthday up to 135cm in height or 12th birthday, whichever they reach first.	Correct child restraint must be used	Correct child restraint must be used where seatbelts are fitted. Must use adult belt in rear seat if correct child restraint is not available.	Driver
Child 12 or 13 years of age or over 135cm in height	Seat belt must be worn if fitted	Seat belt must be worn if fitted	Driver
Adult passengers	Seat belt must be worn if fitted	Seat belt must be worn if fitted	Passenger

** Additional cost option



ALL YEAR ROUND COMFORT

Grade 3 Insulation

All models in the 2017 Auto-Sleepers motorhome range meet the NCC EN1646-1 Grade III classification for heating and thermal insulation, meaning every 2017 model excels in any environment to deliver luxurious year round touring comfort.

The classification was achieved after completing rigorous testing inside Truma's state of the art Cold Chamber facility in Derby, where the vehicles were subjected to extreme temperatures of -15°C which is extremely challenging for an all steel body to overcome as it absorbs the cold and fights the heating system.

In order to achieve Grade III status, the centre of the interior must achieve a minimum temperature of $+20^{\circ}\text{C}$ within a 4 hour period despite the freezing temperatures surrounding the vehicle throughout the test. Auto-Sleepers new tank heater blankets, which form part of the new winter pack, allow for free flowing water meaning Auto-Sleeper will excel in any environment for true Motorhoming freedom.



ADVANCED EMISSIONS CONTROL FOR DIESEL ENGINES

AdBlue®

Auto-Sleepers 2017 motorhome range engines will feature Selective Catalytic Reduction (SCR) using AdBlue®*, a water/urea based additive which is stored in a tank (like diesel fuel), however, unlike fuel it is not injected into the engine, but directly into a specially modified part of the vehicle's exhaust. This begins a chemical reaction which removes the polluting oxides of nitrogen (NOx), converting them into harmless oxygen and nitrogen in a process known as Selective Catalytic Reduction, or SCR for short. SCR is only applicable to diesel engines and the more economically you drive, typically, the less AdBlue® you will use.

Easy AdBlue® Filling

Access from the outside to the AdBlue refill located under the fuel filler.



Important Information

- AdBlue® is not a fuel additive. This is why there is a separate AdBlue® tank
- If you put AdBlue® in your fuel tank by mistake, please do not start the engine, but contact a retailer for help
- Put only AdBlue® in the AdBlue® tank; do not fill the AdBlue® tank with any other liquids
- Prevent anything from contaminating AdBlue®
- If small quantities of AdBlue® come into contact with the vehicle's paintwork, for example, wipe them off and if necessary rinse the area with water

How will I know if the system needs topping-up?

A series of warnings will be given via the driver information system, accompanied by advice/messages. The first message is displayed when the remaining range is approximately 1,500 miles, and is repeated every 62 miles until the range reaches 1,000 miles, at which point the warning turns amber. This warning is repeated every 31 miles and is accompanied by an audible tone. If these warnings are not acted upon, the warning turns red; once this happens the motorhome will not restart once the ignition is turned off. This is not a fault, but a required feature of the system. If this stage is reached the system will need a full top-up before the motorhome can be restarted. Further information is available in the vehicle handbook.

* Models built on a Fiat chassis will not feature SCR using AdBlue®, utilising NOX Trap technology instead



PROFESSIONAL

AUTOMATIC COMFORT

Fiat Comfort-matic Gearbox

Optional Fiat Ducato 150bhp Comfort-Matic Gearbox on all Auto-Sleeper 2017 Peugeot Models Comfort-Matic, the gearbox that ensures an easy, fuel-efficient drive and respects the environment. The robotic gearbox works for you, offering the strength and precision of a manual gearbox, with the comfort and ease of an automatic gearbox. The Comfort-Matic also comes with a number of special features designed specifically for motorhomes. With the Comfort-matic installed all that is left to do is enjoy!

Please note: Colour co-ordinated door handles not available on Fiat Chassis Models

DRIVER SAFETY TECHNOLOGY

Mobileye



In a world where countless road accidents occur every hour, Mobileye responds with innovative action, engineering advanced collision avoidance systems that focus on prevention. While other companies develop products to protect you during a collision, our technology is designed to maximize driver safety by helping drivers avoid collision altogether.

Through the cutting-edge science of artificial vision, our system incorporates a high resolution vision sensor that keeps an ever-watchful "eye" on the road. This system "sees" and analyzes potential dangerous scenarios, in real time, and alerts drivers to impending dangers, giving them more time to react.

Utilizing innovative vision sensing technology and sophisticated algorithms, our collision avoidance system is designed to constantly perform three crucial tasks: 1) observe perpetually changing conditions on the road, 2) interpret the potential for danger and 3) alert drivers to initiate action in time to avoid harmful collisions.

Our high-definition sensor works as a "third eye" that watches and recognizes objects on the road, such as other vehicles, bicyclists or pedestrians, and can even detect lane markings as well as traffic signs. These intelligent capabilities enable our system not only to warn of impending accidents, but also to identify what type of accidents, empowering drivers to employ decisive correction to avoid the incident altogether.

Mobileye is the world's choice for collision avoidance and is available on all of our 3500kg chassis models.



Vision sensor unit

High-quality audio alert buzzer

"EyeWatch" Display and control unit

System Components

- A windshield-mounted vision sensor unit with a compact High Dynamic Range CMOS (HDRC) camera and Mobileye's SeeQ2™ image processing board
- High-quality audio alert buzzer
- User-friendly, high visibility "EyeWatch" Display and control unit, for visual directional warnings and numerical headway measurement display, with customizing options—certain models only



PROTECT *from unauthorised movement*

LOCATE *quickly in the event of theft*

RECOVER *using our international recovery service*

LEISURE VEHICLE TRACKING

HAL-Locate

HAL-Locate is a caravan and motorhome tracker that has been designed specifically to meet the needs of owners.

- HAL-Locate uses advanced antenna technology and a supersensitive GPS receiver. It has a long battery life, you can control it with your mobile and make use of twin geo-fence capabilities.
- HAL-Locate is one of the few trackers to be Thatcham Cat 6 approved – meaning a reduction of up to 27.5% in your insurance premium.
- By partnering with a Police approved European response centre, we can do more than just track your leisure vehicle in the event of theft – we'll Locate and Recover it for you as well.
- For More Information please visit: <http://www.hal-locate.eu/>



Trust us to insure your freedom

Caravan Guard offers a 27.5% motorhome insurance discount to reward the fitment of the HAL-Locate tracking system to 2017 Auto-Sleepers motorhomes

CARAVAN CLUB EDITION SATELLITE NAVIGATION SYSTEM

Avtex Camper Premium

The new Avtex Camper Premium has been developed through a collaboration between Avtex and satellite navigation industry leaders Garmin and comes packed with features specifically for use with Caravans and Motorhomes and being the Caravan Club Edition this unit has all the Caravan Club data allowing you to search and filter and view all the best Caravan Club sites. Package Includes:

- 6" Display guides you to your destination with a pinch-to-zoom, capacitive glass display
- Free European lifetime map updates
- Free lifetime digital traffic
- Camper & Caravan profile shows speed limits and caution alerts for sharp curves and more
- Route warnings & elevation profile
- Hands-free features
- Easy route shaping lets you alter your route according to your preference
- Active lane guidance and photoReal junction view shows which lane to follow
- Navigate complex interchanges with ease
- Compatible with Smartphone Link App
- Bluetooth® wireless technology
- Directory of more than 9,000 campsites
- Voice-activated navigation (operate device with spoken commands)
- View upcoming points of interest along route
- Includes a directory of ACSI inspected campsites
- The Caravan Club Edition Database
- External video input for compatible reversing cameras
- BC™ 30 Wireless Backup Camera (includes fitting)



HOME ENTERTAINMENT ON THE MOVE

Media Pack

Press and go, the convenience of having all your TV channels ready to watch in an instant with the Auto-Sleepers' Media Pack. The pack features the Maxview VuQube II Automatic Satellite System, a versatile portable or roof mountable satellite system providing you with TV and radio coverage throughout the UK and Europe.



Key Features:

- Dynamic dish levelling allows the system to be placed on uneven surfaces.
- Twin LNB, ideal for use with either a PVR or to use 2 receivers at the same time.
- Fully Automatic: Includes a compact control box to automatically locate the correct satellite with a single button-press
- Clear and easy to use LED control box
- Powered by your receiver
- Ultra-lightweight with ergonomically designed carry-handle
- A 50cm offset dish giving this satellite an increased range
- Includes a built in security loop to enable it to be attached to your vehicle or immovable object for safekeeping
- All weather resistant and robust casing
- Includes 2 x 10M of cable allowing easy positioning
- Complete with operation manual & set up guide
- Receives transmissions from Astra 1, Astra 2, Astra 3 and Hotbird
- Compatible with any SD/HD Free to air satellite receivers



MAXVIEW Est 1964
VUQUBE II



The only
Auto-Sleepers
Recommended
Partner for Paint and
Upholstery Protection



Paint Protection



Upholstery and Carpet Protection

The only
one with the
Lifetime
Guarantee

From the Makers of Diamondbrite. **Diamondbrite Leisure.** *The ultimate Paint and Upholstery Protection for your Auto-Sleepers motorhome*

Diamondbrite Leisure is a two-step protection system for your Auto-Sleepers motorhome with a Lifetime Guarantee*

1. EXTERIOR


- Nano-Ceramic Technology
- Fade Resistant
- Never Polish Again!

2. INTERIOR


- Easy to Clean
- Stain Resistant
- Lifetime Guarantee

HOW DOES IT WORK?

1 If your paintwork was magnified it would reveal small pores in the surface.



2 Road traffic dirt gathers in the pores and attacks paintwork.



3 Your first Paint Protection application cleanses and fills pores in the vehicles paintwork leaving a smooth finish that cannot be penetrated.



4 Your second application bonds with the first to create a hard protective skin. It leaves a high lustre finish that rain and dirt cannot penetrate.



You will also receive a complimentary After Care pack including the fabulous Waterless Wash, plus a range of other professional cleaning products.

Jewelultra Ltd. Diamondbrite House, Ewell Lane,
West Farleigh, MAIDSTONE. ME15 ONG.

Tel 01622 815679
Email diamondbrite@jewelultra.com



www.jewelultra.com



*Lifetime Guarantee applies for the length of time that the purchaser owns the vehicle and is non-transferable.

MORE COMFORT ON THE MOVE WITH TRUMA

Aventa Air Conditioning System

Peugeot van conversions, coachbuilts and Mercedes coachbuilts all have the option of having an Aventa Eco Air Conditioning system installed. The Truma roof air conditioner excels with its performance power – Although being especially efficient and economical in consumption the Aventa turns the vehicles into a feel good zone thanks to its high performance. The powerful cooling capacity ensures this on hot summer days. In cool nights the economical heat pump function (2 ventilation steps) for pleasant temperatures. At the same time the air is not only dehumidified, but also cleaned by a new honeycombed air filter.

The integrated sleep-mode reduces speed of the ventilator in the night and so by very silent air distribution a particular smooth running of the air conditioner is achieved. The single adjustable air-outlets offer various possibilities to dispense the conditioned air in the vehicle.



Truma iNet System

More comfort on the move in a new dimension: The Truma iNet System enables the Combi heater and Truma air conditioning systems to be remotely controlled anywhere and anytime; be it on the ski slopes, at the beach or when hiking. The Truma iNet System allows you to control the units easily and simply via the Truma app from wherever you are, and to query the current device and vehicle status. This makes camping much more easy, comfortable and safe.

Truma Combi CP plus

Just set your own comfort zone with the Combi CP plus boiler from Truma. The Combi CP provides heating and hot water boiler in one device and the practical turn-and-push controls of the digital control panel make operation of the system really easy.

You can intuitively select the required room or water temperature, and the Boost function offered by the CP plus adds real value: it warms the water even faster, and heats the leisure vehicle to a pleasant temperature – at the push of a button.

This digital high performer even lets you determine the energy source, adjust the fan, or programme the functions of your Combi heater or air conditioning unit by times.



SAFE HEATING ON THE MOVE

Drive Safe Regulator

For 2017 all Auto-Sleeper models feature an innovative gas pressure regulator from Truma. It offers its users a safe and convenient supply of gas when on the move. With an integrated gas flow monitor, you can use your liquid gas heater whilst driving.

How safe is it to operate a gas system for heating while you are on the move? Truma has the answer: for years, we have been further developing technical standards for protective devices that enable heating whilst driving; and now we have also incorporated a crash sensor into our new generation of gas pressure regulation systems.

This sensor even responds to accidents that take place at low impact speeds of 15–20 km/h, closing the gas supply before damage can be caused to the lines or devices.

So you can arrive at your destination with everyone feeling relaxed, reassured, and safe. Truma gas pressure regulation systems offer everything required to ensure safe heating on the move, throughout the whole of Europe.



For further information on Truma products please visit: <https://www.truma.com/uk/en/home/>



WWW.ASOC.UK.COM

Owners' Club

The Auto-Sleepers Owners' Club was formed in 1989 and now has a membership exceeding 2,400. Closely allied with the Company, membership of the Club is open to all Auto-Sleepers owners. Benefits include a monthly newsletter and rallies throughout the year, both at home and abroad. Enquiry forms are available through the Company or by visiting the club website.



Service



Auto-Sleepers Aftercare & Service Centre

The Auto-Sleepers Service Centre caters specifically for the needs of the motorhome and caravan owner. Located on site at the Auto-Sleepers factory in Willersey, Worcestershire, we offer mechanical and conversion servicing, accident and insurance repairs, annual habitation checks, MOT testing, accessory fittings, modifications and refurbishments.

The Service Centre is manned by experienced, fully trained staff most of whom have completed many years service with the company. Although specialising in Auto-Sleepers models, work can be carried out on any type of vehicle or caravan irrespective of make but please note we are unable to undertake warranty work on other manufacturers vehicles.

The Service centre has also been granted Approved Workshop status by the NCC. The Approved Workshop Scheme is a joint enterprise between the NCC (National Caravan Council), The Caravan Club and The Camping and Caravanning Club. It is the benchmark for motorhome and touring caravan servicing. To comply with the Scheme's rigorous standards Auto-Sleeper have invested heavily in training and additional equipment, along with a purpose designed computer system.

Our most popular services offer two levels of mechanical servicing on motorhomes and the annual habitation checks. The Silver service for vehicles covering less than 10,000 miles per year and the Gold service for vehicles covering a higher mileage. Each option provides thorough inspection and maintenance of the vehicle including tyre and brake fluid checks, oil and filter changes and road testing (motorhomes). The habitation checks cover the rest of the motorhomes/caravan chassis, body, fixtures, fittings and includes full gas and electric system checks.

We offer modifications to customers' motorhome requirements, for example changing of seating configuration from dinette to bench seat and vice versa, additional water tanks, side access hatches, additional work surfaces and bespoke tables and cabinets. In addition we can convert many 2 berth models to 4 berths or the reverse if required and we also offer upgrades to water and heating systems.

Auto-Sleepers Parts Department

The Auto-Sleepers Parts Department aims to provide parts for Auto-Sleepers old and new. When contacting this Department, customers should have to hand the Auto-Sleepers production number of their vehicle. We endeavour to provide parts for older vehicles, but are unable to guarantee to supply parts that are no longer manufactured by our suppliers.



Open: Monday - Thursday :7:30am - 5pm

Friday: 7.30am-3pm

Service Department +44 (0) 1386 853511

Parts Department +44 (0) 1386 842630

Warranty

Auto-Sleepers Conversion Warranty

You can be confident about owning an Auto-Sleepers, because we are confident about the way in which we build them. The conversion work of every Auto-Sleepers is covered by our own three year warranty* scheme plus and an additional three year water ingress warranty*. The cover is not restricted to mileage and protects all aspects of the conversion. Terms and conditions apply, please refer to your handbook for further information.

Mercedes-Benz Warranty

The base of your motorhome is covered by Mercedes-Benz. You are covered by a 3 year, unlimited mileage warranty (terms and conditions apply, please refer to the chassis manufacturers handbook for details).

MOBILOVAN UK

MobiloVan UK keeps the Mercedes-Benz Van Owner On The Road For Thirty Years - Mercedes vans first registered after 1st October 2012. To benefit from MobiloVan UK, the owner must have the van regularly serviced by a Mercedes-Benz service partner. Even if it is a used van or a service has been missed, with each new service the van is automatically entitled to MobiloVan UK cover again, for up to 30 years.

MobiloVan UK also offers special mobility services in the event of a workshop visit arising from a warranty claim or goodwill gesture during the first three years after the van was initially registered.

EUROPE-WIDE

MobiloVan UK cover applies throughout Europe even in a remote lane in Spain. Wherever there is a road, MobiloVan UK cover applies. A Europe-wide network of approximately 3,000 authorised Mercedes-Benz service partners makes this possible. And should it take a little longer to repair the vehicle, the owner can keep on the move thanks to the wide-ranging MobiloVan UK mobility services.

TECHNICAL BREAKDOWNS OR STARTING PROBLEMS

For three years after the initial registration of a Mercedes van, MobiloVan

UK will keep it on the move in the event of a technical breakdown or starting problems. Subsequently the mobility guarantee is extended after each service by an authorised Mercedes-Benz service partner – up to maximum of 30 years.

MINOR MISHAPS OR DRIVER ERROR

For three years after the initial registration of a Mercedes-Benz van MobiloVan UK will cover the following:

- Wrong fuel or out of fuel
- Road traffic accident
- Lost or locked keys
- Vandalism and attempted theft
- Two or more flat tyres

WORKSHOP VISITS FOR WARRANTY REPAIRS OF OVER TWO HOURS

In the case of warranty claims or goodwill gestures in the 3 years following first registration of a Mercedes van the owner will be entitled to MobiloVan UK mobility services if the repair work exceeds 2 hours.

Peugeot Warranty

All motorhomes first registered in the UK and purchased from a UK Peugeot Approved Manufacturer benefit from a Peugeot 3 Year unlimited mileage warranty and a 3 year paint guarantee provided by the Peugeot Dealer Network in the UK. This additional warranty carries a mileage limit of 100,000 miles from first registration and is dependent upon the manufacturer's recommended servicing being carried out at the specified time or distance intervals. For full terms and conditions, please consult your Peugeot Dealer in the UK.

All new Peugeot motorhomes come with 12 months' Peugeot Assistance - breakdown assistance service. Peugeot Assistance includes European cover, homestart, roadside assistance, vehicle recovery and a free replacement car or hotel accommodation if required. For this service call 0800 294 0294

Fiat Warranty

Fiat provides a manufacturer's warranty for the base vehicle (as supplied to Auto-Sleepers) for a period of two years, with the option of an additional three years being covered by MB & G Insurance. For any issues with the base vehicle in the first two years please contact your local Fiat dealer, for any issues on base vehicle in the third, four or fifth years please refer to either your supplying dealer or MB & G Insurance.

Your base vehicle warranty is subject to the terms and conditions contained in the respective chassis manufacturers' service literature and MB & G handbooks supplied with your vehicle. Your vehicle must be serviced in accordance with the chassis manufacturer's requirements.

*Effective from 1st October 2016



Weights & Dimensions

Engine	VAN CONVERSIONS							COACHBUILTS	
	SYMBOL	STANWAY	Peugeot				WARWICK XL	Peugeot	
			WARWICK DUO	FAIRFORD	KEMERTON XL	KINGHAM		NUEVO EK	NUEVO ES
	160bhp	160bhp	160bhp	160bhp	160bhp	160bhp	160bhp	160bhp	160bhp
Roof profile (low or overcab)	-	-	-	-	-	-	-	Low	Overcab
Designated Passenger Seats (excl. driver)	2	3	1	3	2	1	1	1	3
Berths (sleeping positions)	2	2	2	4	2	2	2	2	4
Overall Length in mm	5413mm 17'9"	5998mm 19'8"	5998mm 19'8"	6363mm 20'11"	6363mm 20'11"	6363mm 20'11"	6363mm 20'11"	5712mm 18'9"	5712mm 18'9"
Overall Width (mirrors folded)	2260mm 7'5"	2260mm 7'5"	2260mm 7'5"	2260mm 7'5"	2260mm 7'5"	2260mm 7'5"	2260mm 7'5"	2320mm 7'7"	2320mm 7'7"
Overall Width (mirrors extended)	2508mm 8'3"	2508mm 8'3"	2508mm 8'3"	2508mm 8'3"	2508mm 8'3"	2508mm 8'3"	2508mm 8'3"	2690mm 8'10"	2690mm 8'10"
Overall Height (incl TV aerial)	2640mm 8'8"	2640mm 8'8"	2640mm 8'8"	2640mm 8'8"	2640mm 8'8"	2640mm 8'8"	2640mm 8'8"	2875mm 9'5"	3005mm 9'10"
Internal Height (max)	1900mm 6'3"	1900mm 6'3"	1900mm 6'3"	1900mm 6'3"	1900mm 6'3"	1900mm 6'3"	1900mm 6'3"	1960mm 6'5"	1960mm 6'5"
Maximum Permissible Laden Mass (a) in kg	3300	3500	3500	3500	3500	3500	3500	3500	3500
Mass in Running Order (b) in kg*	2815	2938	2857	3076	3054	3067	3031	2824	2936
Maximum User Payload (c) (c=a-b) in kg**	485	562	643	424	446	433	469	676	564
Essential Habitation Equipment (d) in kg	10	10	10	10	10	10	10	17	17
Fresh Water Tank Size/ Waste Water Tank Size	69 litres/ 40 litres	69 litres/ 40 litres	69 litres/ 40 litres	69 litres/ 40 litres	69 litres/ 40 litres	69 litres/ 40 litres	69 litres/ 40 litres	102 litres/ 71 litres	102 litres/ 71 litres
Bed Sizes									
Front Double	1860 x 1460mm 6'1" x 4'9"	1940x1340mm 6'4"x4'5"	-	1940x1340mm 6'4"x4'5"	1980 x 1880mm 6'6" x 6'2"	-	-	2100 x 1380mm 6'11" x 4'6"	2100 x 1380mm 6'11" x 4'6"
Rear Double	-	-	1870 x 1850mm 6'2" x 6'1"	1870 x 1220mm 6'2" x 4'0"	-	1900 x 1200mm 6'3" x 4'0"	1870 x 1920mm 6'2" x 6'4"	-	-
Nearside Single	1940 x 630mm 6'4" x 2'1"	-	1850 x 680mm 6'1" x 2'3"	-	1980 x 680mm 6'6" x 2'3"	-	1900 x 700mm 6'3" x 2'4"	1900 x 700mm 6'3" x 2'4"	1900 x 700mm 6'3" x 2'4"
Offside Single	1715 x 700mm 5'8" x 2'4"	-	1850 x 680mm 6'1" x 2'3"	-	2050 x 700 6'9" x 2'4"	-	1900 x 700mm 6'3" x 2'4"	1880 x 700mm 6'2" x 2'4"	1800 x 900mm 5'11" x 2'11"
Twin Rear Bunk Beds	-	-	-	-	-	-	-	-	-
Roof Bed	-	-	-	-	-	-	-	-	1940 x 1280mm 6'4" x 4'2"

*The MRO is the mass of the unladen vehicle, including an allowance for the driver (assumed 75 kg) and a 90% full fuel tank. The MRO is calculated with the fresh water tank empty. If you travel with water in the freshwater tank then the User Payload will reduce accordingly. The optional Comfort-Matic gearbox on the Fiat chassis will increase the MRO by 50 kg and therefore reducing the user payload by the same amount.

COACHBUILTS

Peugeot				Peugeot AL-KO						Mercedes-Benz								
BROADWAY EB	BROADWAY EK	BROADWAY EK TB LP	BROADWAY FB	CORINIUM FB		CORINIUM DUO		CORINIUM RB		STANTON		BOURTON	WINCHCOMBE	MALVERN	BURFORD		BURFORD DUO	
160bhp	160bhp	160bhp	160bhp	160bhp	160bhp Weight Upgrade	160bhp	160bhp Weight Upgrade	160bhp	160bhp Weight upgrade	163bhp Auto	163bhp Auto Weight Upgrade	163bhp Auto	163bhp Auto	163bhp Auto	163bhp Auto	163bhp Auto	163bhp Auto	163bhp Auto Weight Upgrade
Low	Overcab	Low	Low	Low		Low		Low		Low		Low	Low	Low	Low	Low		Low
1	3	1	1	1		1		1		1		1	1	1	1	1		1
2	4	2	4	4		4		4		2		2	2	4	4		4	
6280mm 20'7"	6280mm 20'7"	6280mm 20'7"	7165mm 23'6"	7715mm 25'4"		7715mm 25'4"		7715mm 25'4"		5940mm 19'6"		6445mm 21'2"	7290mm 23'11"	7290mm 23'11"	7880mm 25'10"		7880mm 25'10"	
2320mm 7'7"	2320mm 7'7"	2320mm 7'7"	2320mm 7'7"	2320mm 7'7"		2320mm 7'7"		2320mm 7'7"		2260mm 7'5"		2260mm 7'5"	2350mm 7'9"	2350mm 7'9"	2350mm 7'9"		2350mm 7'9"	
2690mm 8'10"	2690mm 8'10"	2690mm 8'10"	2690mm 8'10"	2690mm 8'10"		2690mm 8'10"		2690mm 8'10"		2660mm 8'9"		2660mm 8'9"	2780mm 9'1"	2780mm 9'1"	2780mm 9'1"		2780mm 9'1"	
2970mm 9'9"	3005mm 9'10"	2970mm 9'9"	2930mm 9'7"	2900mm 9'6"		2900mm 9'6"		2900mm 9'6"		2850mm 9'4"		2860mm 9'5"	2860mm 9'5"	2860mm 9'5"	2880mm 9'6"		2880mm 9'6"	
1960mm 6'5"	1960mm 6'5"	1960mm 6'5"	1960mm 6'5"	1960mm 6'5"		1960mm 6'5"		1960mm 6'5"		1960mm 6'5"		1960mm 6'5"	1960mm 6'5"	1960mm 6'5"	1960mm 6'5"		1960mm 6'5"	
3500	3500	3500	3500	3500	4000	3500	4000	3500	4000	3200	3500	3500	3880	3880	3880	4000	3880	4000
2981	3081	2969	3112	3207#	3292	3137#	3222	3237#	3322	2849		2983	3238	3221	3453	3453	3383	3383
519	419	531	388	293	708	363	778	263	678	351	651	517	642	659	427	547	497	617
17	17	17	25	17		17		17		17		17	25	17	17		17	
102 litres/71 litres	102 litres/71 litres	102 litres/71 litres	102 litres/91 litres	91 litres/71 litres		91 litres/71 litres		91 litres/71 litres		71 litres/53 litres		62 litres/53 litres	91 litres/71 litres	91 litres/78 litres	91 litres/91 litres		91 litres/91 litres	
2100 x 1350mm 6'11" x 4'5"	2100 x 1840 6'11" x 6'0"	2100 x 1930mm 6'11" x 6'4"	2100 x 1220mm 6'11" x 4'0"	2210x1220mm 7'3"x4'0"		2210x1220mm 7'3"x4'0"		2210x1220mm 7'3"x4'0"		2100 x 1400mm 6'11" x 4'7"		2100 x 1920mm 6'11" x 6'4"	2210 x 1270mm 7'3" x 4'2"	2210 x 1220mm 7'3" x 4'0"	2210 x 1220mm 7'3" x 4'0"		2210 x 1220mm 7'3" x 4'0"	
-	-	-	1940 x 1250mm 6'4" x 4'1"	1860 x 1300mm 6'1" x 4'3"		-		1940x1220mm 6'4"x4'0"		-		-	-	1980 x 1370mm 6'6" x 4'6"	1860 x 1300mm 6'1" x 4'3"		-	
1930 x 700mm 6'4" x 2'4"	1930 x 680mm 6'4" x 2'3"	1930 x 700mm 6'4" x 2'4"	-	-		1860 x 780mm 6'1" x 2'7"		-		1930 x 700 6'4" x 2'4"		1920 x 730mm 6'4" x 2'5"	1940 x 700mm 6'4" x 2'4"	-	-		1860 x 780mm 6'1 x 2'7"	
1930 x 700mm 6'4" x 2'4"	1840 x 930mm 6'0" x 3'1"	1860 x 700mm 6'2" x 2'4"	-	-		1860 x 780mm 6'1" x 2'7"		-		1930 x 700 6'4" x 2'4"		1920 x 730mm 6'4" x 2'5"	1900 x 700mm 6'3" x 2'4"	-	-		1860 x 780mm 6'1 x 2'7"	
-	-	-	-	-		-		-		-		-	-	-	-		-	
-	1940 x 1280 6'4" x 4'2"	-	-	-		-		-		-		-	-	-	-		-	

**The Maximum User Payload includes:

- Conventional load, is the allowance for passengers
- Essential habitation equipment includes items and/or fluids required for safe and proper functioning of the habitation equipment.
- Optional equipment is items available from the manufacturer over and above the standard specification.
- Personal effects, items not effected by the above.



Auto-Sleepers

MOTORHOMES OF EXCELLENCE

Auto-Sleepers Limited, Orchard Works, Willersey, Nr Broadway, Worcestershire WR12 7QF, England.

Tel: +44 (0)1386 853338 Fax: +44 (0)1386 858343

www.auto-sleepers.com

This brochure does not constitute an offer by the Auto-Sleepers Group Ltd (Auto-Sleepers). It's the continual policy of Peugeot, Mercedes-Benz, Fiat and Auto-Sleepers to seek to improve their vehicles in every way and so whilst every effort has been made to ensure the details set out in this brochure were correct at the time of going to press, they are unable to guarantee that no changes in specification have subsequently taken place. They therefore reserve the right to alter the specifications and price at any time without notice. Auto-Sleepers designs its Motorhomes to provide a variety of potential uses for its customers. Each vehicle features the optimum storage, fluid, seating and sleeping capabilities. While the customer enjoys this potential, they have the responsibility to select the proper combinations of loads without exceeding the chassis weight capacities. Bedding and "dress" items shown in photography are used for illustrative purposes only and are not part of the vehicle specification. The End Of Life Vehicle Directive for Peugeot - visit www.peugeot.co.uk under the Environment section. For more details on Mercedes - visit www2.mercedes-benz.co.uk. and for Fiat - visit <http://www.fiatprofessional.co.uk/services/assistance/end-of-life-vehicle-collection>. Please note that imperial conversions have been rounded to the nearest inch. Dimensions are based on vehicles with standard wheels. All weights and dimensions are subject to manufacturing tolerances and refer to standard specification models and do not include any options. Effective 1st October 2016. This literature supersedes all others. E&OE